

Student Modality Preferences Survey

ADMINISTERED AND SUMMARIZED BY THE OFFICE OF PLANNING,
RESEARCH & INSTITUTIONAL EFFECTIVENESS, SPRING 2023



Response Rates

3291 students were contacted

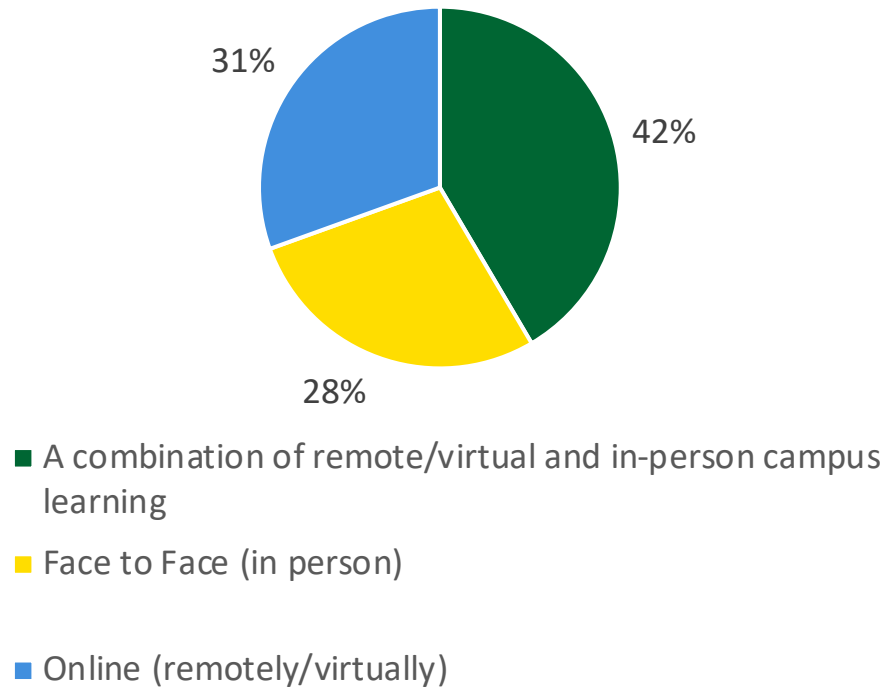
- 495 started the survey (15%)
- 354 completed the survey (10.8%)

The responding students were similar to the total list of students

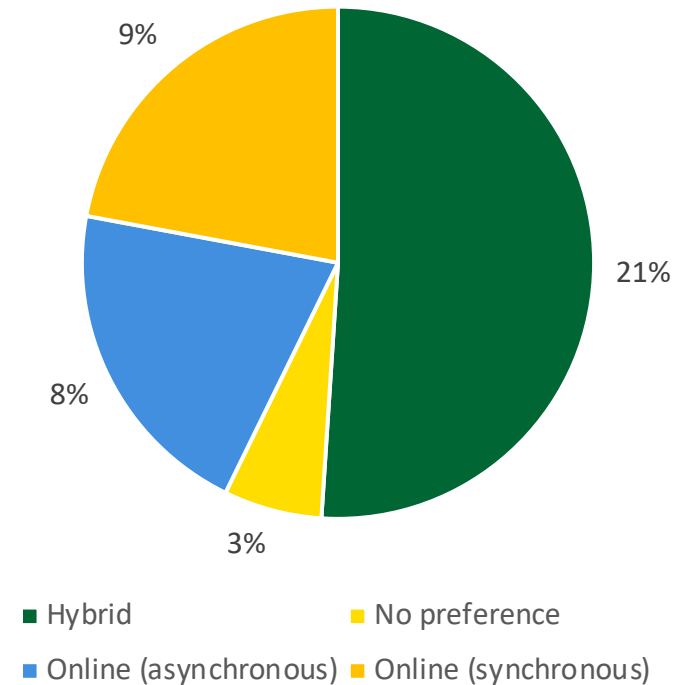
- Hispanic students were slightly less likely to respond, while White and Asian students were slightly more likely to respond
- Female students were slightly more likely to respond than Male students
- Full-time students were slightly more likely to respond than part-time students

Online and face to face remain approximately equal while those preferring a combination of modalities prefer hybrid

Modality Preference



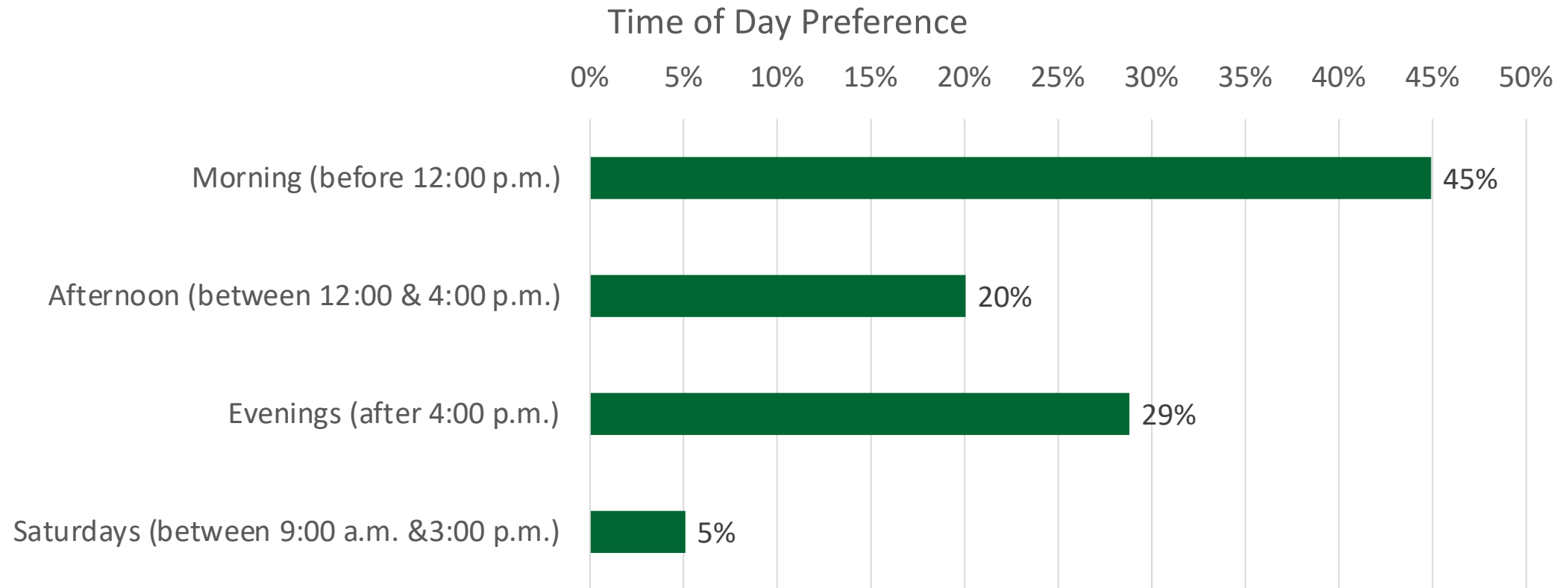
Of those Preferring a Combination



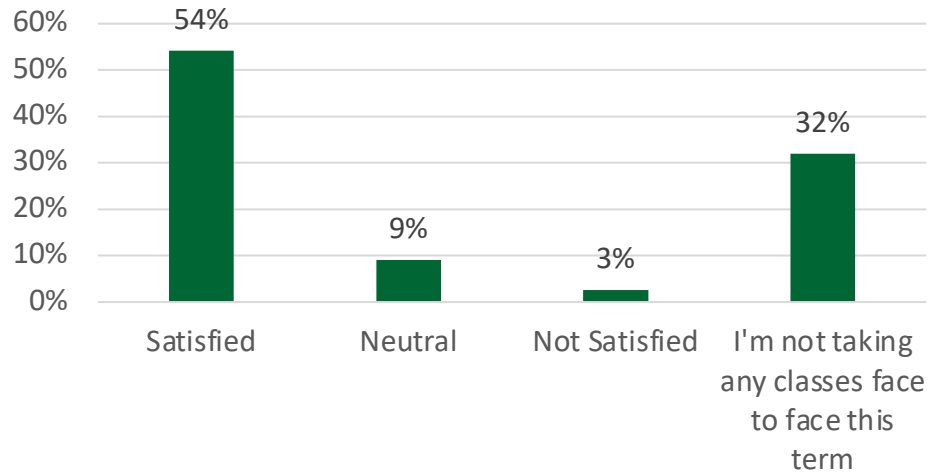
Face to face is the preferred modality for the majority of subjects, followed by asynchronous online. Only in Digital media were preferences relatively even

Subject Modality Preferences	Asynch Online	Face to Face	Hybrid	Synch Online
Art Studio	23%	42%	19%	16%
Business	35%	19%	18%	28%
Career Technical Classes	24%	30%	20%	25%
Computer Science	31%	26%	18%	24%
Counseling/Career	33%	23%	18%	26%
Digital Media/Computer Art	29%	25%	20%	27%
Health Sciences	21%	34%	24%	21%
Humanities	31%	29%	21%	19%
Lab activities	16%	55%	17%	13%
Languages	27%	30%	20%	23%
Lectures (general)	33%	23%	21%	23%
Math	24%	35%	20%	21%
Music Labs	18%	53%	18%	11%
Physical Education (P.E.)	25%	53%	11%	11%
Science Classes	19%	38%	22%	20%
Science Labs	14%	53%	20%	13%
Social Sciences	38%	21%	21%	21%

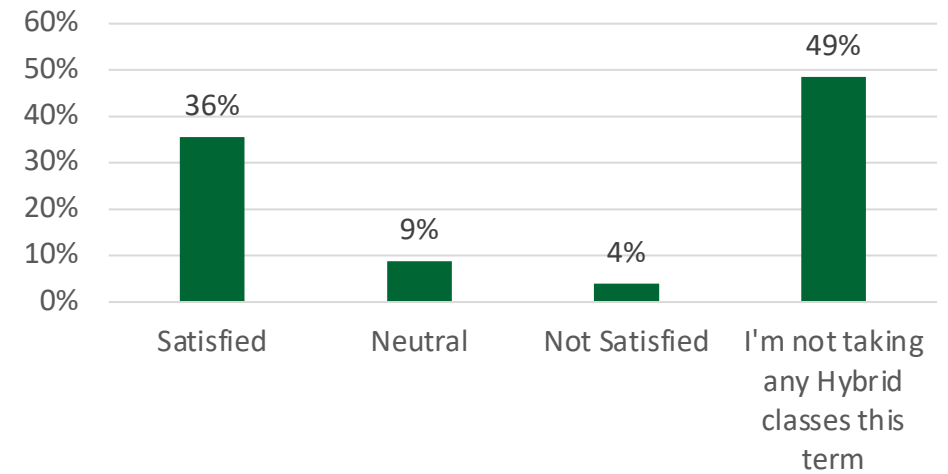
This distribution mirrors our offerings which might be due to selection bias



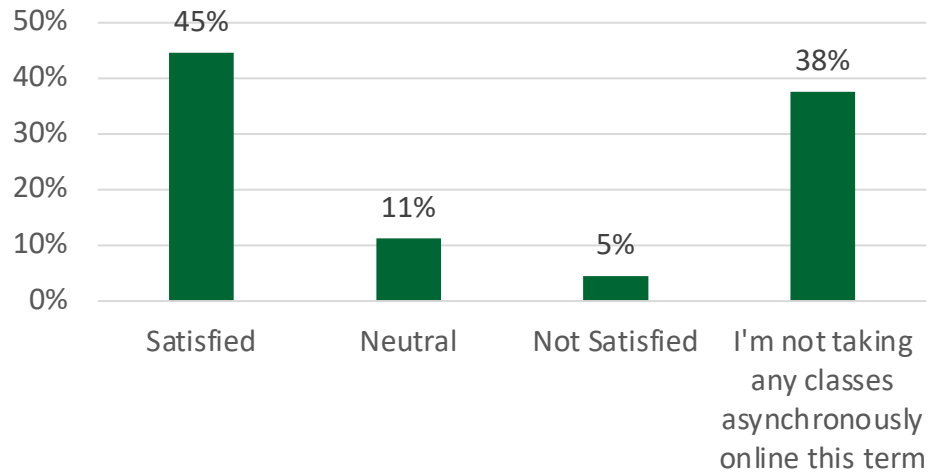
Face to Face Satisfaction



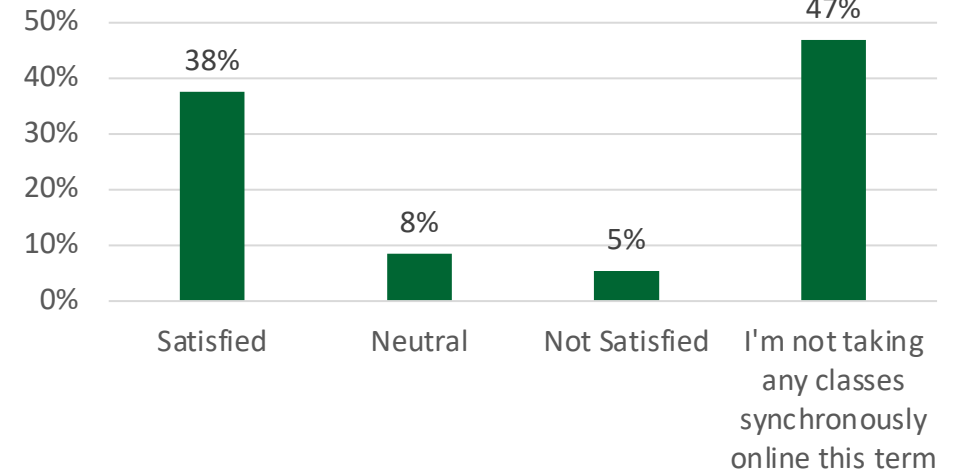
Hybrid Satisfaction



Online Asynch Satisfaction



Online Synch Satisfaction



Perceived effectiveness in supporting learning by ranking

Asynchronous (pre-recorded, view any time) instructional sessions

In-person instructional sessions (everyone in person)

Synchronous online instructional sessions (everyone virtual, in real-time)

Multi-modal (synchronous online) instructional sessions with a mix of in-person and virtual participants, in which I participate virtually

Multi-modal (synchronous online) instructional sessions with a mix of in-person and virtual participants, in which I participate in person

Tutoring and other academic support services (eg., Writing/STEM Centers)

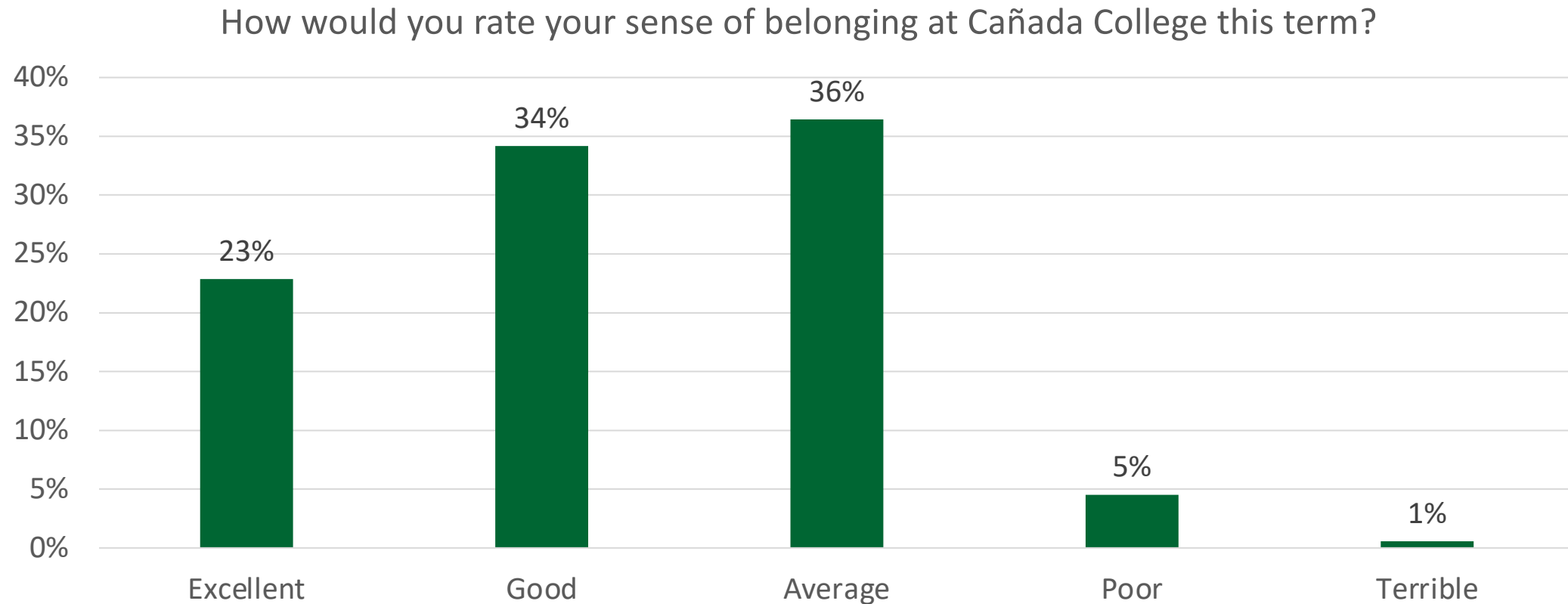
Office hours with your instructor (in person)

Office hours with your instructor (on Zoom)

The most common reasons students come to campus is for in person interaction with courses, faculty, and their peers. Utilizing campus facilities also ranks highly

Top Reasons to Come to Campus	Number Selecting
Attending class in person	217
Working in-person with instructors	139
Being able to focus without distraction	127
Accessing the Library or Learning Center	114
Having a daily schedule/routine	106
Working in-person with other students	104

Relatively few students feel a low sense of belonging at Cañada, which may be selection bias at play again



Take aways

Our students continue to want a variety of course modalities

- This can be harder to deliver for smaller departments

Generally face to face or asynchronous online are the more preferred modalities

- This showed up across multiple questions
- Topped the perceived support of learning rankings

Satisfaction with modalities is generally high for those enrolling in a given modality

Students Generally feel as though they belong at Cañada