



2021-22 Fund 3 Actual Revenue and Expenditures

Planning and Budgeting Council Meeting
November 2, 2022

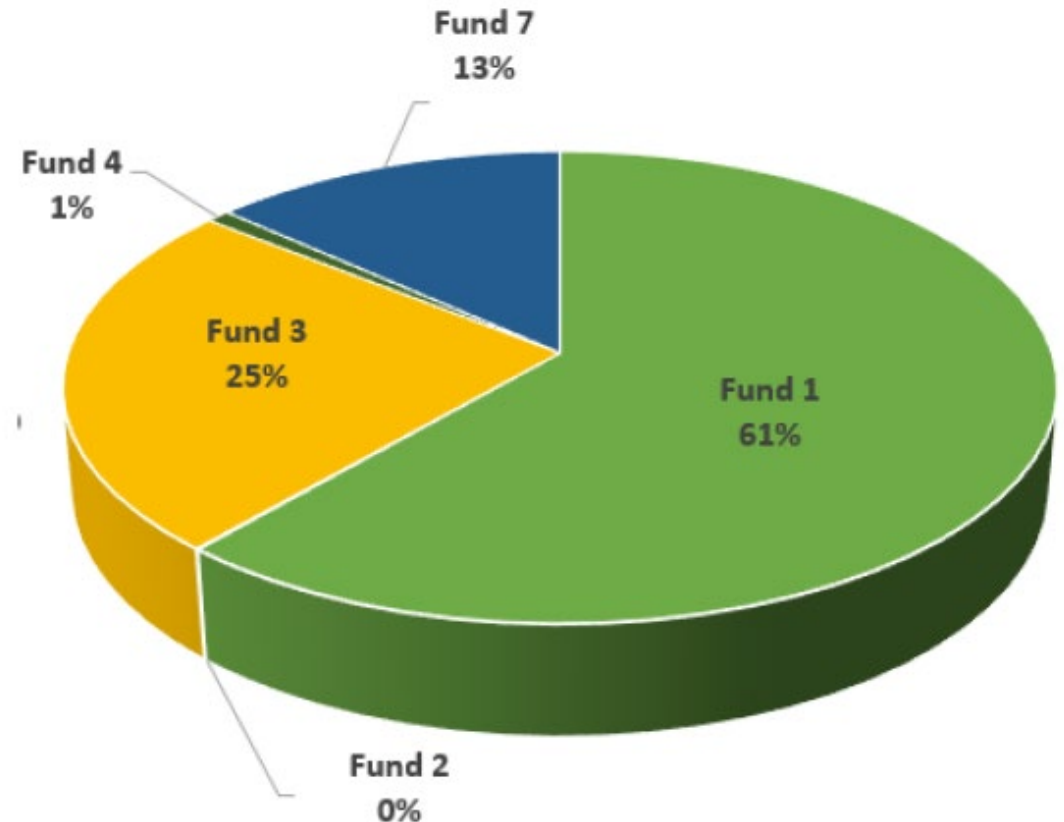
Agenda

- Expenditure Breakdown (all funds)
- Actual Revenue and Expenditures (fund 3)
- Appendix 1-Fund Types
- Appendix 2-Fund 3 List
- Q &A

All funds: Fiscal Year* Expenditure Breakdown

2021-22 Expenditures (all funds**) \$50.6M

Fund #	2020-21	2021-22
Fund 1: General Fund –Unrestricted	\$29,852,907	\$31,021,260
Fund 2: Self-Insurance Fund -Restricted	\$32,957	\$33,611
Fund 3: General Fund -Restricted	\$10,266,186	\$12,326,292
Fund 4: Capital Projects Fund	\$111,494	\$450,427.04
Fund 5: Enterprise (Bookstore, Food Services, etc.)	\$0	\$0
Fund 6: Special Revenue	\$0	\$0
Fund 7: Expendable Trust (Direct Student Aid)	\$5,365,663	\$6,738,805
Fund 8: Expendable Trust (Post-Retirement Benefits/Housing Loan Program)	\$0	\$0
Total	\$45,629,207	\$50,570,396



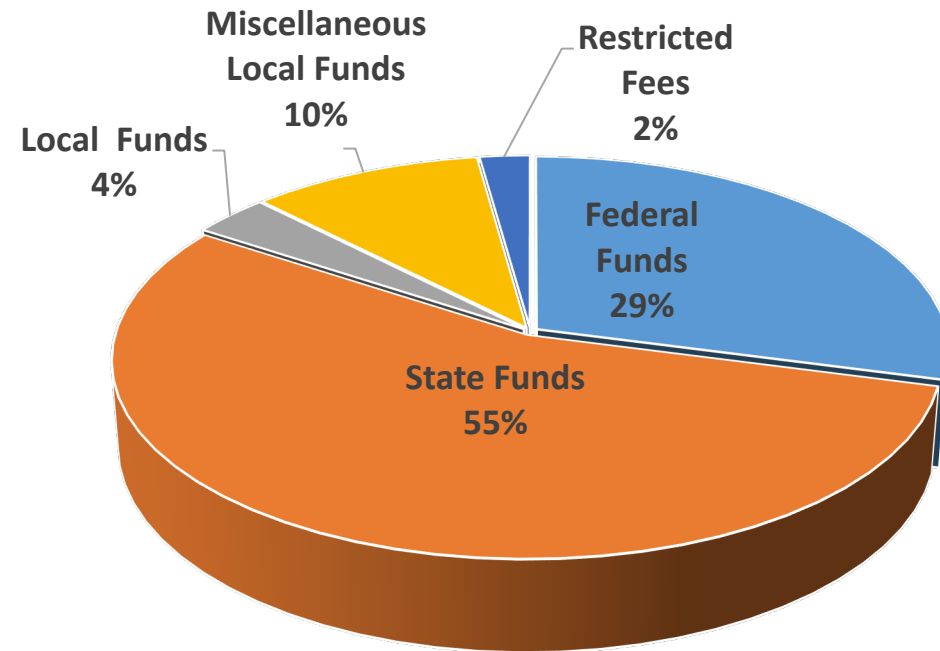
*Fiscal Year (July 1, 2021, to June 30, 2022)

** Fund Types definitions-Appendix 1

Fund 3: Expenditure by Fund Type

2021-22 Expenditures Fund 3 \$12.3M

Fund 3 Type	2020-21	2021-22
30000's - Federal Funds	\$ 2,878,587	\$3,586,106
31000's - State Funds	\$ 5,652,743	\$6,792,984
32000's - Local Funds	\$ 369,842	\$416,566
35000's & 38000's - Miscellaneous Restricted Funds	\$ 1,070,283	\$1,259,012
39000's - Restricted Fees	\$ 294,731	\$271,632
Total	\$ 10,266,186	\$12,326,292

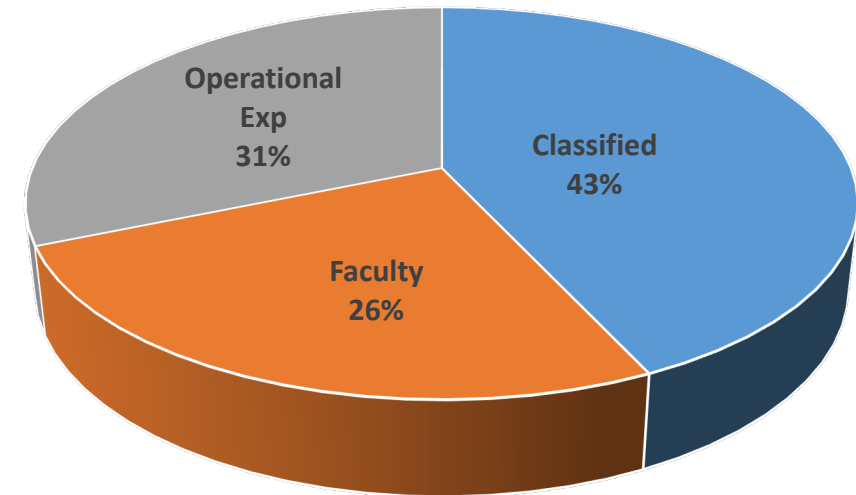


Fund 3: Expenditure by Spending Categories

2021-22 Fund 3 Expenditures by Spending Categories

Spending Categories	2020-21	2021-22
Classified Salaries and Benefits	\$5,337,489	\$5,306,400
Faculty Salaries and Benefits	\$2,949,238	\$3,165,088
Operational Expenses	\$1,979,459	\$3,854,804
Total	\$10,266,186	\$12,326,292

2021-22 Fund 3 % Spending Categories



Appendix 1-Fund Types

Governmental Funds: used to collect financial information on resources used or available for use in carrying out operations associated with the institution's educational objectives.

- Fund 1: General Fund –Unrestricted
- Fund 2: Self-Insurance Fund -Restricted
- Fund 3: General Fund -Restricted
- Fund 4: Capital Projects Fund
- Fund 6: Special Revenue –Child Development

Proprietary Funds: used to account for those ongoing activities that, because of their income-producing character, are similar to those found in the private sector.

- Fund 5: Enterprise (Bookstore, Food Services, Associated Students, etc.)

Fiduciary Funds: used to account for assets held by the district in a trustee or agency capacity for individuals, private organizations, other governmental units, and/or other funds.

- Fund 7: Expendable Trust (Financial Aid)
- Fund 8: Expendable Trust (Reserve for Post-Retirement Benefits/Housing Loan Program)

Appendix 2-Fund 3 Expenditures by Fund Number

See PDF attached



Cañada College

Thank you

Cañada College

Fund 3: General Funds- Restricted 2020-21 and 2021-22 Expenditures

Description	2020-21 Expenditures	2021-22 Expenditures
Federal Funds		
30005 - Federal Workstudy Prog.	\$ 44,619	\$ 51,706
30007 - Strengthening CTE - Perkins V	\$ 119,302	\$ 114,299
30038 - Child Dev Consrtn Fed/St Yosemite	\$ 16,100	\$ 13,800
30121 - HSI-ESO 10/01/14-09/30/20	\$ 262,627	\$ -
30128 - TRIO SSS Canada	\$ 59,191	\$ -
30133 - MSEIP Institutional	\$ 34,666	\$ -
30134 - HSI-ESO Adelante 10/01/16-09/30/21	\$ 671,949	\$ 404,028
30135 - HSI STEM GANAS 10/01/16-09/30/21	\$ 735,854	\$ 778,461
30143 - TRIO Upward Bound-9/1/17 to 8/31/22	\$ 276,410	\$ 274,715
30147 - NSF ASCENT 10/1/18-9/30/23	\$ 44,198	\$ 64,122
30149 - MSEIP Inst CCEM Supplement	\$ 6,726	\$ -
30151 - NSF - INCLUDES SJECCD CCEM	\$ -	\$ 8,238
30153 - NSF IUSE HSI 04/15/20-03/31/25	\$ 156,928	\$ 240,236
30154 - CARES Act - HEERF I Institutional	\$ 156,564	\$ -
30155 - CARES Act - HEERF I MSI	\$ 27,499	\$ -
30157 - COVID-19 Response Block Grant - FD	\$ 91,731	\$ -
30159 - TRIO SSS Canada	\$ 156,524	\$ 319,178
30162 - CRRSAA - HEERF II Institutional	\$ 17,606	\$ 368,807
30163 - CRRSAA - HEERF II - MSI	\$ -	\$ 90,947
30165 - ARPA - HEERF III Institutional	\$ 91	\$ 799,255
30166 - ARPA - HEERF III - MSI	\$ -	\$ 58,316
Federal Funds Total	\$ 2,878,587	\$ 3,586,108
State Funds		
31002 - AB 77/DSPS	\$ 465,302	\$ 499,266
31003 - Extended Opportunity Program	\$ 540,882	\$ 629,643
31004 - Care/EOP	\$ 40,801	\$ 43,711
31012 - Foster Parent Training Recr	\$ 74,368	\$ 69,162
31016 - AB602 FA Admin Allowance	\$ 221,790	\$ 207,702
31031 - CalWORKs	\$ 129,165	\$ 131,670
31033 - TANF	\$ 29,016	\$ 30,148
31045 - AB1725 Staff Diversity	\$ 2,000	\$ 2,000
31069 - Lottery -- Prop 20 -- Instr Matrls	\$ 151,556	\$ 163,083
31077 - MESA CCCP/FSS	\$ 34,285	\$ 26,315
31157 - UC Regents Puente Program-Canada	\$ 2,276	\$ 1,724
31195 - Guided Pathways Grant CCCCCO	\$ 104,275	\$ 61,196
31214 - Innovation in Higher Education	\$ 77,689	\$ 111,028
31216 - Student Equity and Achievement Prog	\$ 1,641,442	\$ 1,695,693

Description	2020-21 Expenditures	2021-22 Expenditures
31219 - CCCCCO 1819 Strong Workforce Local	\$ 369,648	\$ -
31221 - CCCCCO Financial Aid Technology	\$ 45,540	\$ 69,918
31232 - Mental Health Support 2018-20	\$ 25,171	\$ -
31233 - Veteran Resource Center 1819 approp	\$ 11,870	\$ 97
31234 - Incarcerated Students Reentry Prog	\$ 3,337	\$ 6,476
31235 - SEAP carry-over	\$ 13,890	\$ 1,280
31240 - ACCEL Adult Education Block Grant	\$ 174,344	\$ 2,184
31241 - Cabrillo CCD Strong Workforce Reg	\$ 272,029	\$ -
31242 - FHDA CCD, CCCCCO Online CTE Pathways	\$ 37,162	\$ -
31243 - RSCCD DSN Global Trade	\$ 47,610	\$ -
31244 - RSCCD DSN Health	\$ 21,035	\$ -
31245 - Veteran Resource Center 1920 approp	\$ 2,724	\$ 23,584
31246 - California College Promise 1920	\$ 27,400	\$ -
31247 - CCCCCO 1920 Strong Workforce Local	\$ 258,874	\$ 424,831
31253 - Hunger Free Campus Support 2019-21	\$ 355	\$ -
31254 - Cabrillo CCD 1920 Strong Workforce	\$ 231,578	\$ 143,641
31256 - Adult Ed Block Grant - ACCEL 20-21	\$ 40,222	\$ 123,817
31257 - Veteran Resource Center 20-21	\$ 79	\$ -
31258 - Strong Workforce Local CCCCCO 20-21	\$ -	\$ 649,996
31259 - California College Promise 20-21	\$ 245,657	\$ 24,100
31260 - EOPS C/O	\$ -	\$ 23,883
31261 - CARE C/O	\$ -	\$ 27,642
31262 - Foster Care Education C/O	\$ 11,119	\$ -
31263 - CalWORKs C/O	\$ 5,855	\$ 7,363
31265 - COVID-19 Response Block Grant " ST	\$ 51,824	\$ 48,072
31268 - Dreamer Resource Liaisons 20-21	\$ 10,411	\$ 23,650
31270 - RSCCD RD Global Trade	\$ 95,435	\$ 154,565
31272 - Immediate Action Student Outreach	\$ -	\$ 75,511
31274 - RSCCD RD Special Projects	\$ 134,726	\$ 115,274
31275 - Cabrillo CCD 2021 Strong Workforce	\$ -	\$ 332,497
31276 - Dreamer Resource Liaisons 21-22	\$ -	\$ 61,784
31278 - California College Promise 21-22	\$ -	\$ 219,719
31279 - Adult Ed Block Grant - ACCEL 21-22	\$ -	\$ 79,438
31280 - Strong Workforce Local CCCCCO 21-22	\$ -	\$ 102,790
31281 - DSPS C/O	\$ -	\$ 24,740
31283 - Student Mental Health Services 2122	\$ -	\$ 147,921
31285 - Student Basic Needs 21-22	\$ -	\$ 7,796
31287 - Cabrillo CCD RD Global Trade	\$ -	\$ 99,033
31288 - Cabrillo CCD RD Global Trade	\$ -	\$ 99,033
State Funds Total	\$ 5,652,743	\$ 6,792,974
Local Restricted Funds		
32011 - Pen Com Fdt C/S Grant	\$ -	\$ 982
32017 - Menlo Park Redevelopment Project	\$ 339,150	\$ 356,108
32063 - Preschool for All - SMCOE - First 5	\$ 3,986	

Description	2020-21 Expenditures	2021-22 Expenditures
32081 - SMCGS Grant - Canada Coll Library	\$ (2,000)	\$ 277
32106 - UWBA-SparkPoint 10/01/14-09/30/15	\$ 24,700	\$ 58,400
32133 - SAGA Foundation	\$ 506	\$ -
32138 - Pinpoint Fndn Can Guardian Scholars	\$ -	\$ 800
32140 - Burton Book Fund Grant 2020-21	\$ 1,000	\$ -
32144 - FCCC CalEITC - Canada	\$ 2,500	\$ -
Local Restricted Funds Total	\$ 369,842	\$ 416,566
Miscellaneous Local Funds		
35001 - Instr Data Processing	\$ 11,623	\$ 140
35045 - Financial Aid Admin Cost Allow	\$ 7,634	\$ 12,577
35048 - SMCCC Fdntn Donations	\$ -	\$ 739
35063 - Promise Scholarship Program- Canada	\$ 686,845	\$ 810,968
35066 - Promise Scholarship Prog - District	\$ 246,850	\$ 312,325
38188 - Middle College HS Sequoia UHSD	\$ 117,332	\$ 122,262
Miscellaneous Local Funds Total	\$ 1,070,283	\$ 1,259,012
Restricted Fees		
39030 - Health Services	\$ 294,731	\$ 271,632
Restricted Fees Total	\$ 294,731	\$ 271,632
Grand Total	\$ 10,266,186	\$ 12,326,292