



# Course Enrollment and Modalities Update

EMP 1.3 Create a student-first course schedule

EMP 4.12 Offer key courses in multiple modalities

ACCJC Standard 2.6. The institution uses delivery modes and teaching methodologies that meet student and curricular needs and promote equitable student learning and achievement.

Office of Instruction

Presented to PBC

10.4.2023

# EMP 1.3 Create a student-first course schedule

# EMP 4.12 Offer key courses in multiple modalities

A student-first course schedule is the outcome of a thoughtful and collaborative process that prioritizes student success, minimizes disruptions, aligns programs, and balances faculty workload.

## Student-first Scheduling and Modalities:

- Offering diverse course modalities, including face-to-face, hybrid, asynchronous online, synchronous online, and multi-modalities, to cater to various learning preferences.
- Considering the day of the week, time of day, and location to accommodate student needs and preferences.
- We ensure course schedules are aligned to minimize conflicts, enabling students to plan and complete their educational goals efficiently.

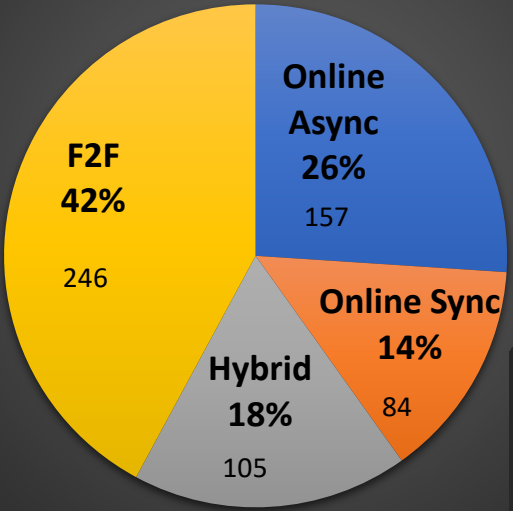
ACCJC Standard 2.6: The institution uses delivery modes and teaching methodologies that meet student and curricular needs and promote equitable student learning and achievement.

# College Enrollment Metrics, Goals, and Results

	<b>Course Enrollment</b>	<b>Headcount</b>	<b>Fill Rate</b>	<b>FTES</b>	<b>FTEF</b>	<b>Productivity Ratio (FTES/FTEF)</b>
<b>College Goal</b>	<b>11,000</b>	<b>5,337</b>	<b>70%</b>	<b>1271.0</b>	<b>93.0</b>	<b>13.7</b>
<b>Fall 2023 Overall</b> (Census Day)	<b>11,979</b>	<b>6,159</b>	<b>75%</b>	<b>1450.1</b>	<b>99.4</b>	<b>14.6</b>
Online Asynchronous	4,517		84%	485.0	29.0	16.7
Online Synchronous	1,469		72%	159.9	10.4	15.3
Hybrid	2,069		76%	311.9	24.5	12.7
F2F	3,889		69%	493.4	35.5	13.9

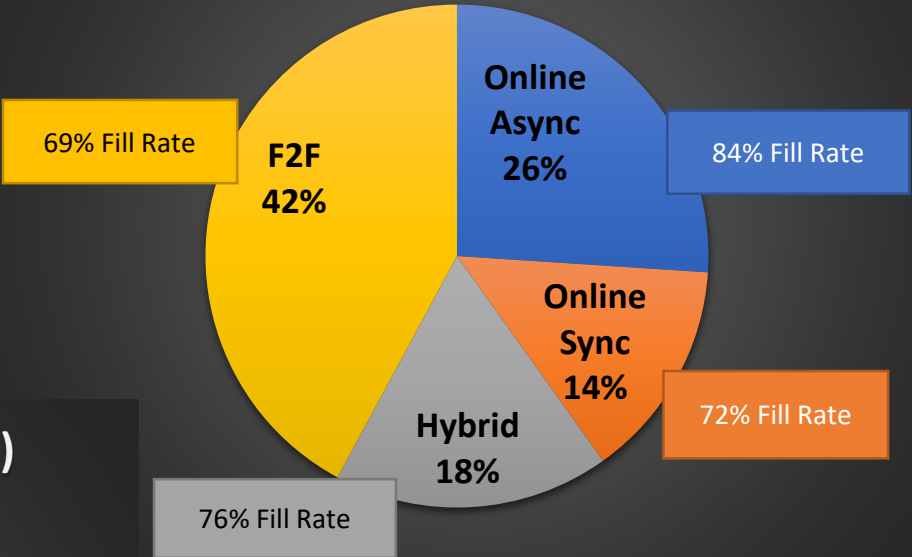
# Sections and Enrollment by Modalities and Fill Rate

Fall 2023 Section (N=592) by Modality

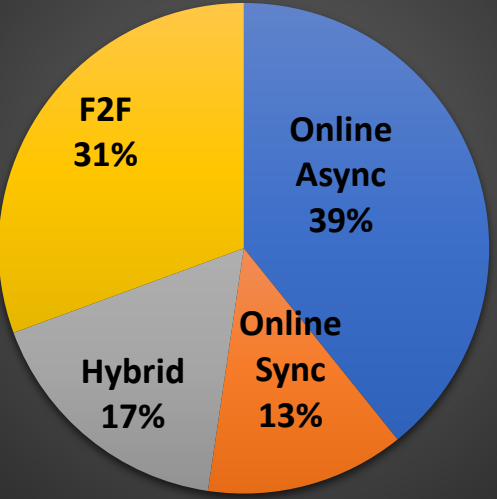


Census Day

Fall 2023 Section by Modality & Fill Rate (First Day of School)



Fall 2023 Enrollment (N=11,039) by Modality



# Point in Time Comparison—Compare last year this time

## 1<sup>st</sup> day of School

Metric	Fall 2022	Fall 2023	Percent Change
Enrollments	10,063	11,388	13.2%
FTES	1,229	1,389	13.0%
Headcount	4,928	5,697	15.6%
Headcount (First-Time)	731	824	12.7%
Headcount (Int'l)	68	73	7.4%
Sections	466	453	-2.8%
Load	376	422	12.4%
FTEF	99	99	0.2%
WSCH	36,876	41,656	13.0%
Concurrent K-12 Student	251	381	51.8%
Continuing Student	2,995	3,867	29.1%
Enrollments (Evening)	464	616	32.8%
First-Time Transfer Student	300	380	26.7%


## Census Day

Metric	Fall 2022	Fall 2023	Percent Change
Enrollments	10,570	11,979	13.3%
FTES	1,282	1,452	13.2%
Headcount	5,337	6,159	15.4%
Headcount (First-Time)	825	907	9.9%
Headcount (Int'l)	69	81	17.4%
Sections	463	457	-1.3%
Load	395	438	10.9%
FTEF	98	100	1.8%
WSCH	38,469	43,565	13.2%
Concurrent K-12 Student	498	553	11.0%
Continuing Student	2,970	3,936	32.5%
Enrollments (Evening)	508	703	38.4%
First-Time Transfer Student	350	472	34.9%

# The Blind Men and The Elephant

Embrace the diversity of the individual as part of the unity of the collective.

<https://www.sloww.co/blind-men-elephant/>

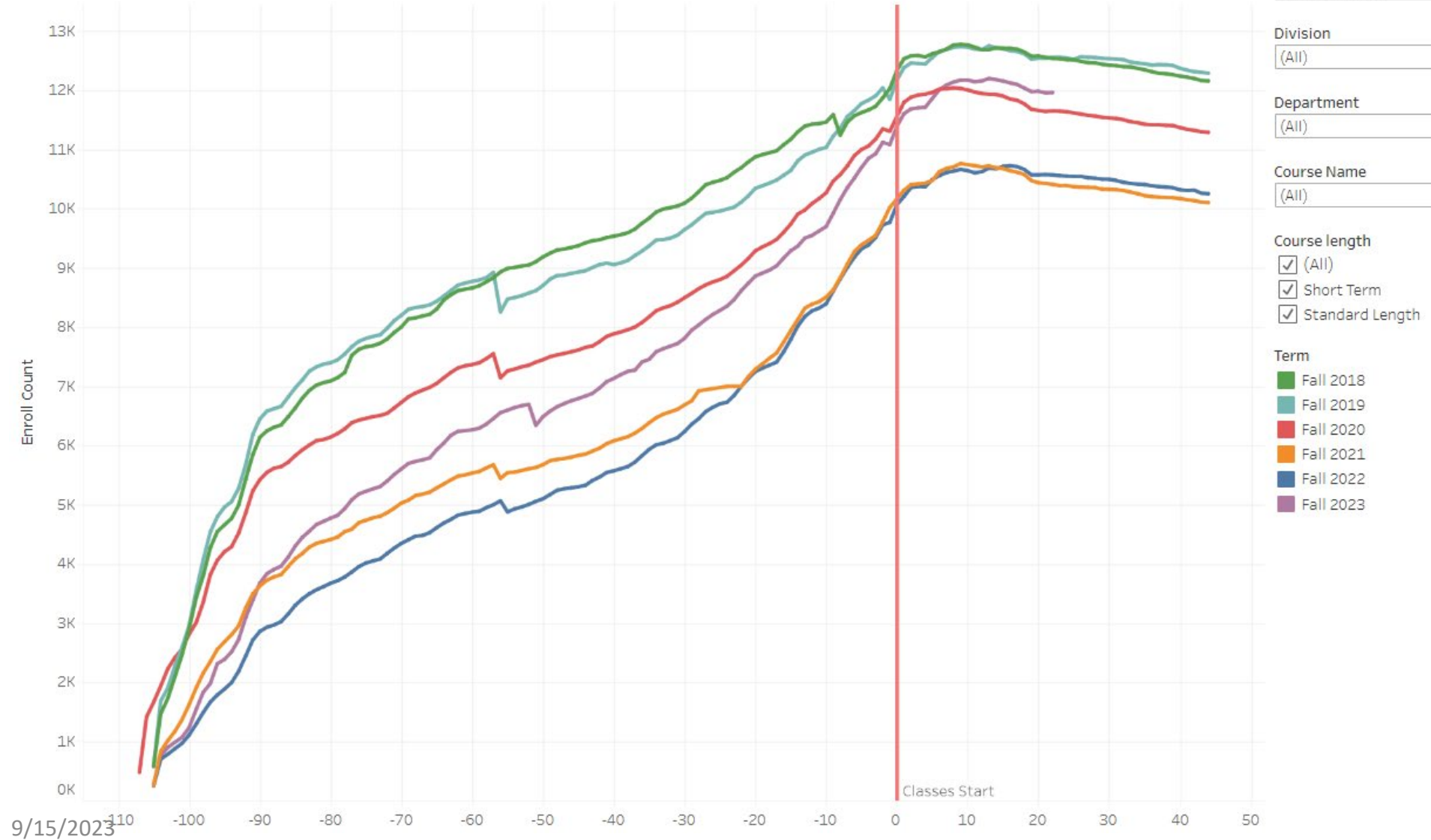


# Division Enrollment Metrics and Actual Information

Enrollment & Fill Rate by Division	Census Enrollment	Fill Rate	FTES	FTEF	Productivity Ratio	Load	Duplicated Section (CRN)
Bus. Design & Workforce (BDW)							
Counseling							
Humanities & Soc. Sci. (HSS)							
Kinesiology, Athl & Dan (KAD)							
Science & Technology (ST)							
<b>Grand Total</b>	<b>11,944</b>	<b>75%</b>	<b>1450.1</b>	<b>99.4</b>	<b>14.6</b>	<b>437.49</b>	<b>586</b>

# Enrollment Overall Trends (as of 9.10.2023)

Overall enrollment

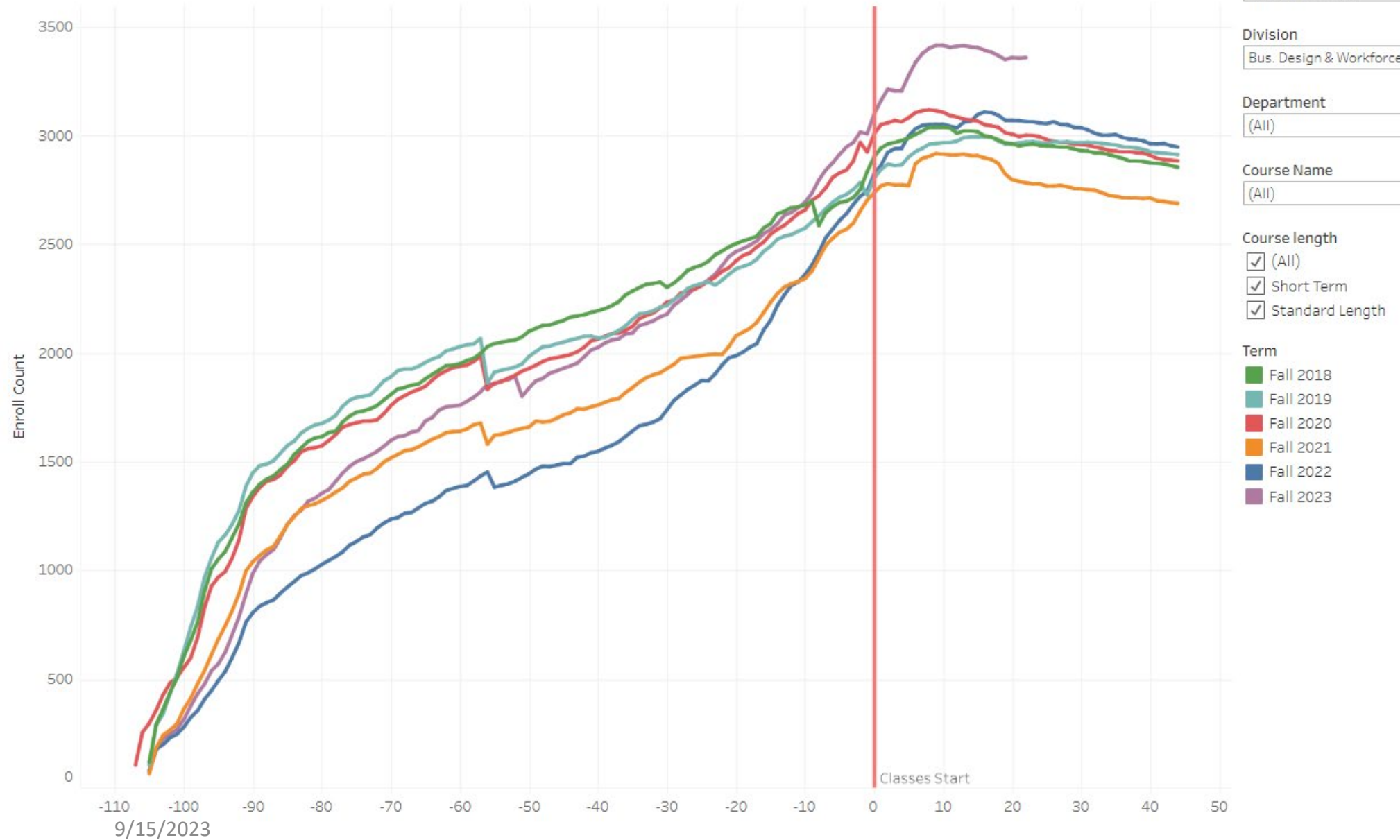




# Questions and Thoughts

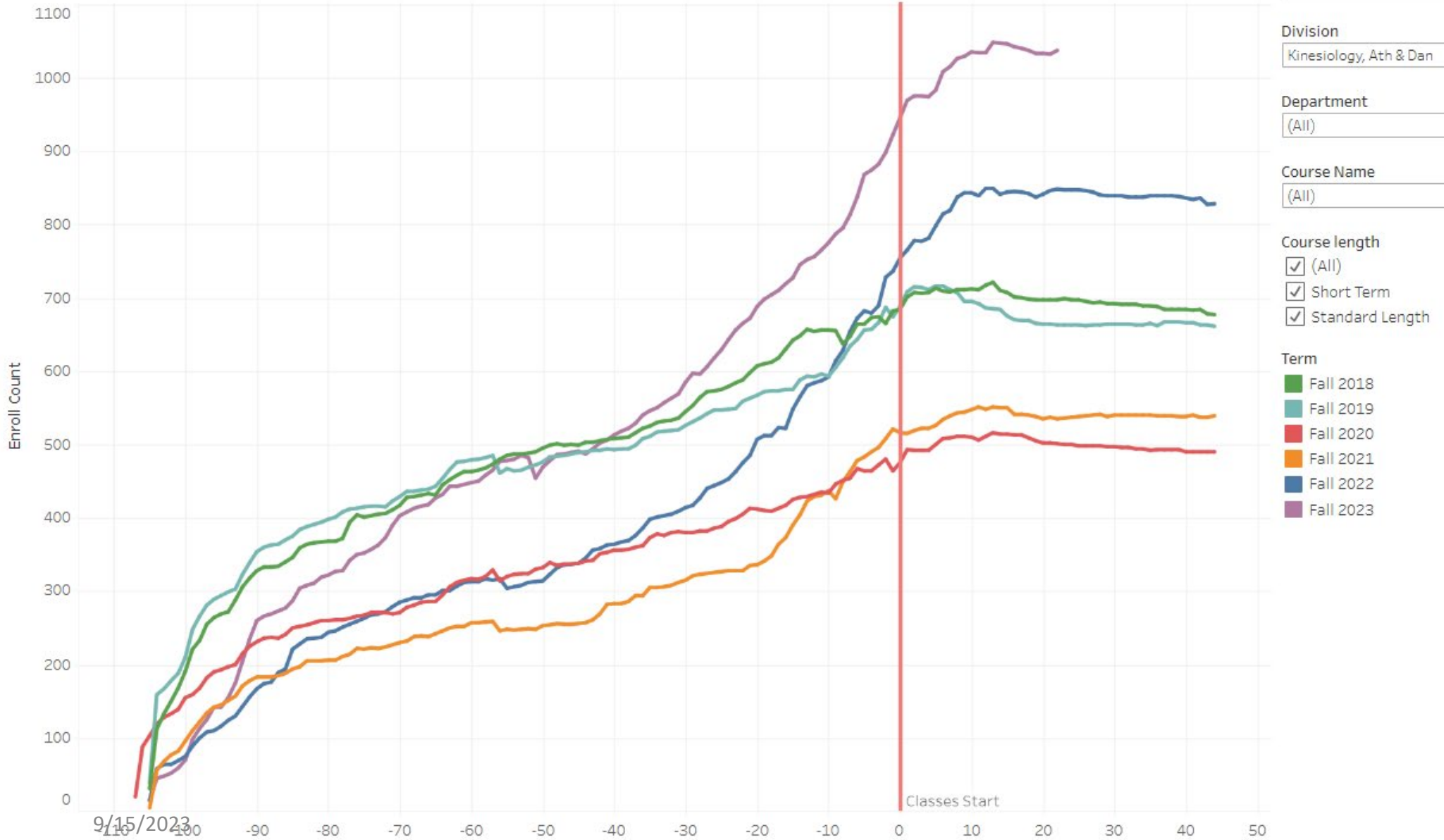
# Business Design & Workforce

Overall enrollment



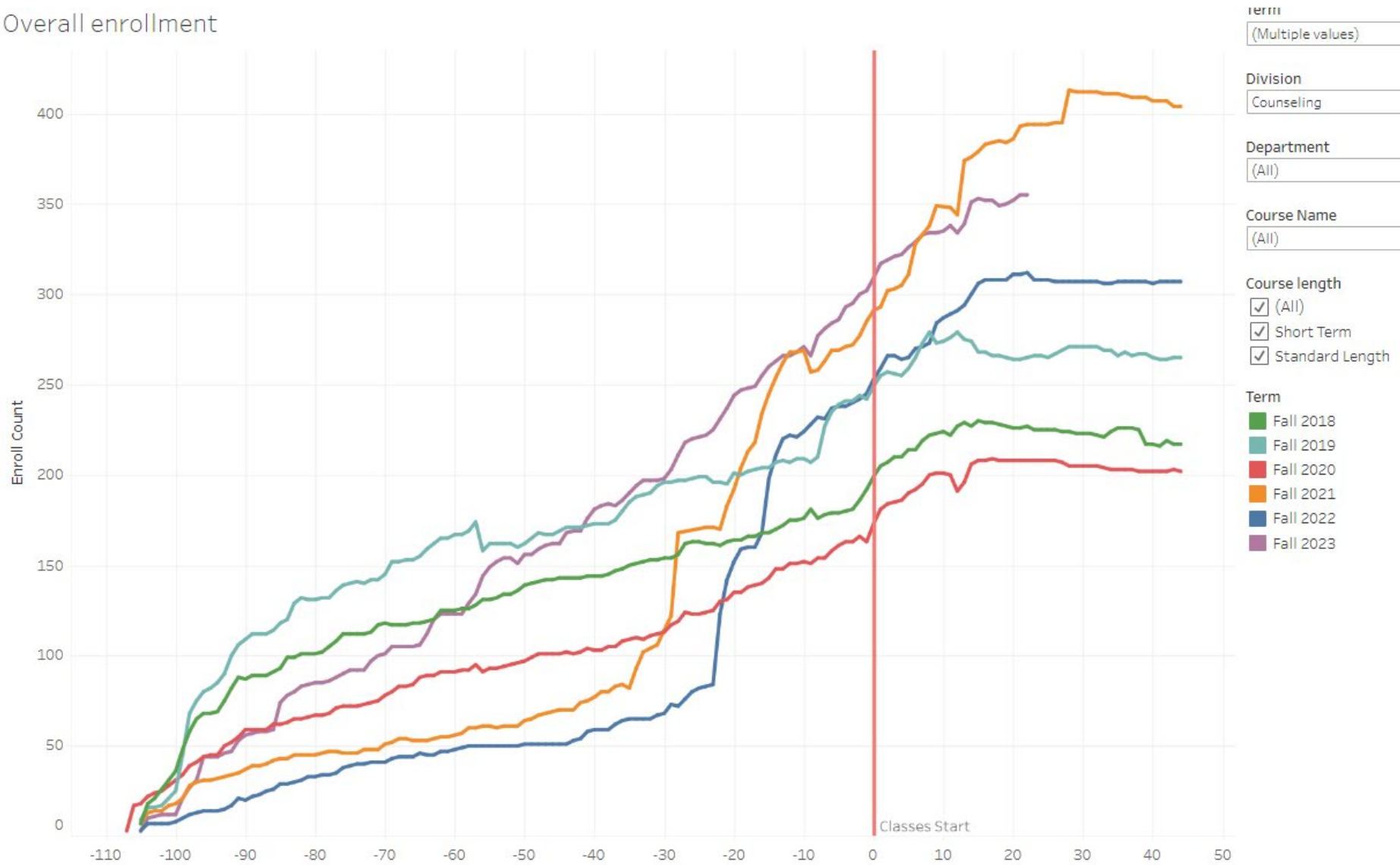
# Kinesiology, Art, & Dance

Overall enrollment



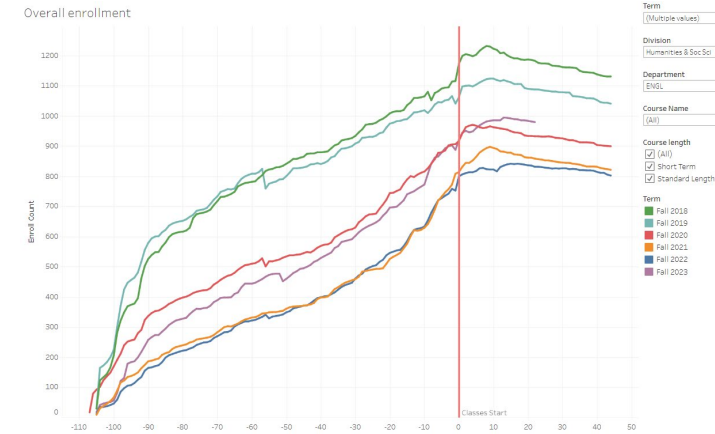
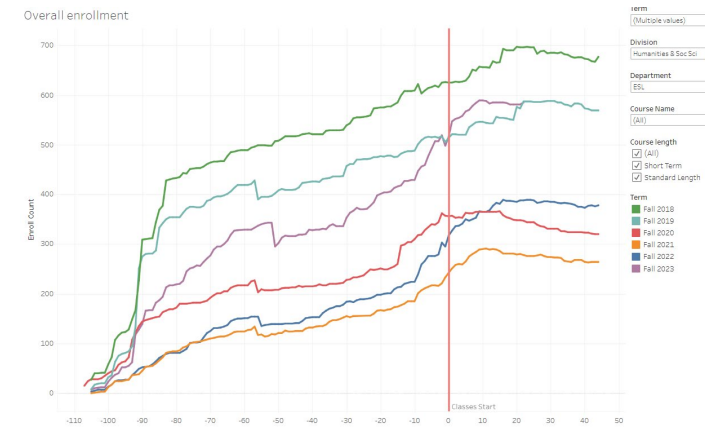
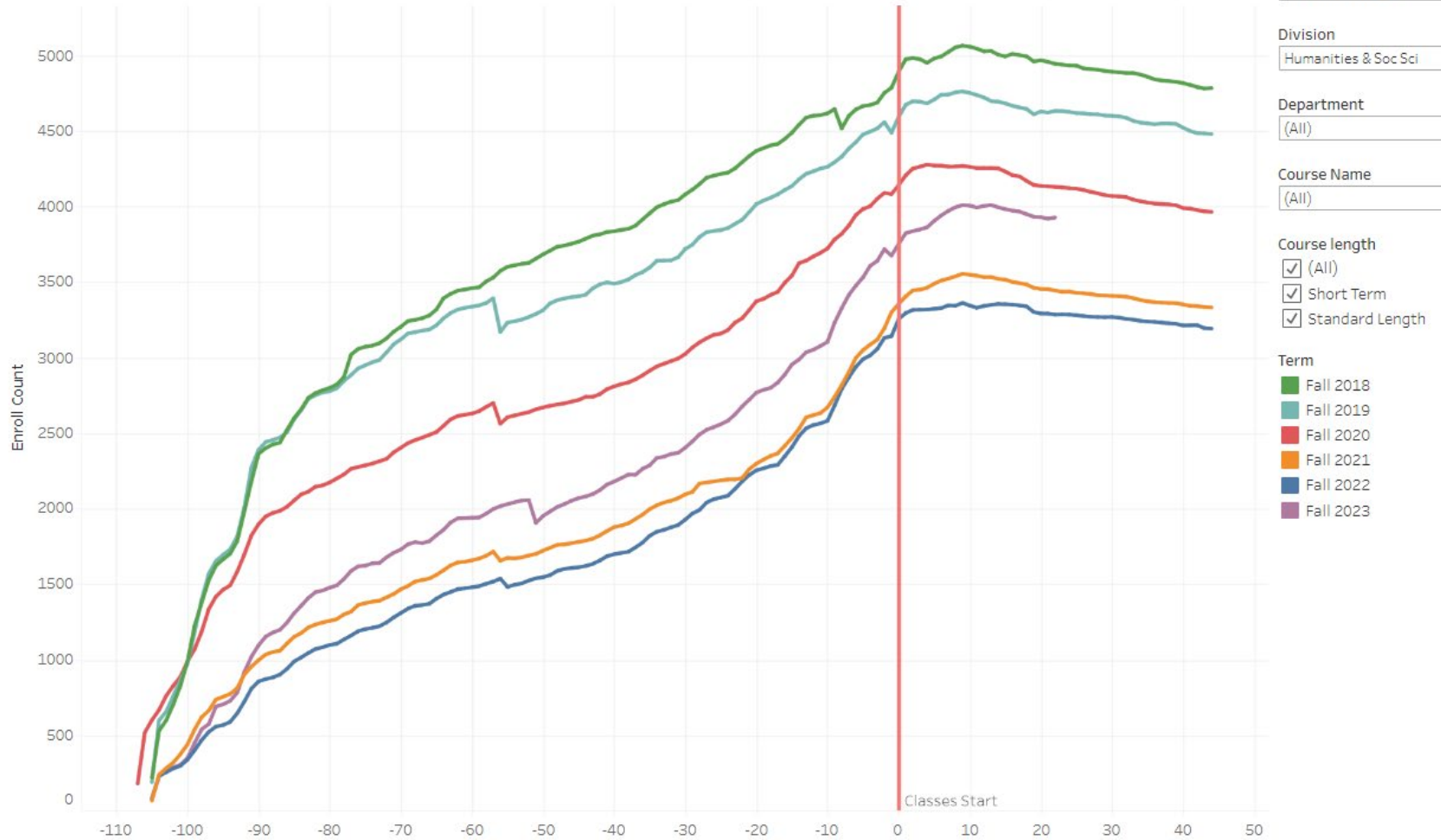
# Counseling

Overall enrollment



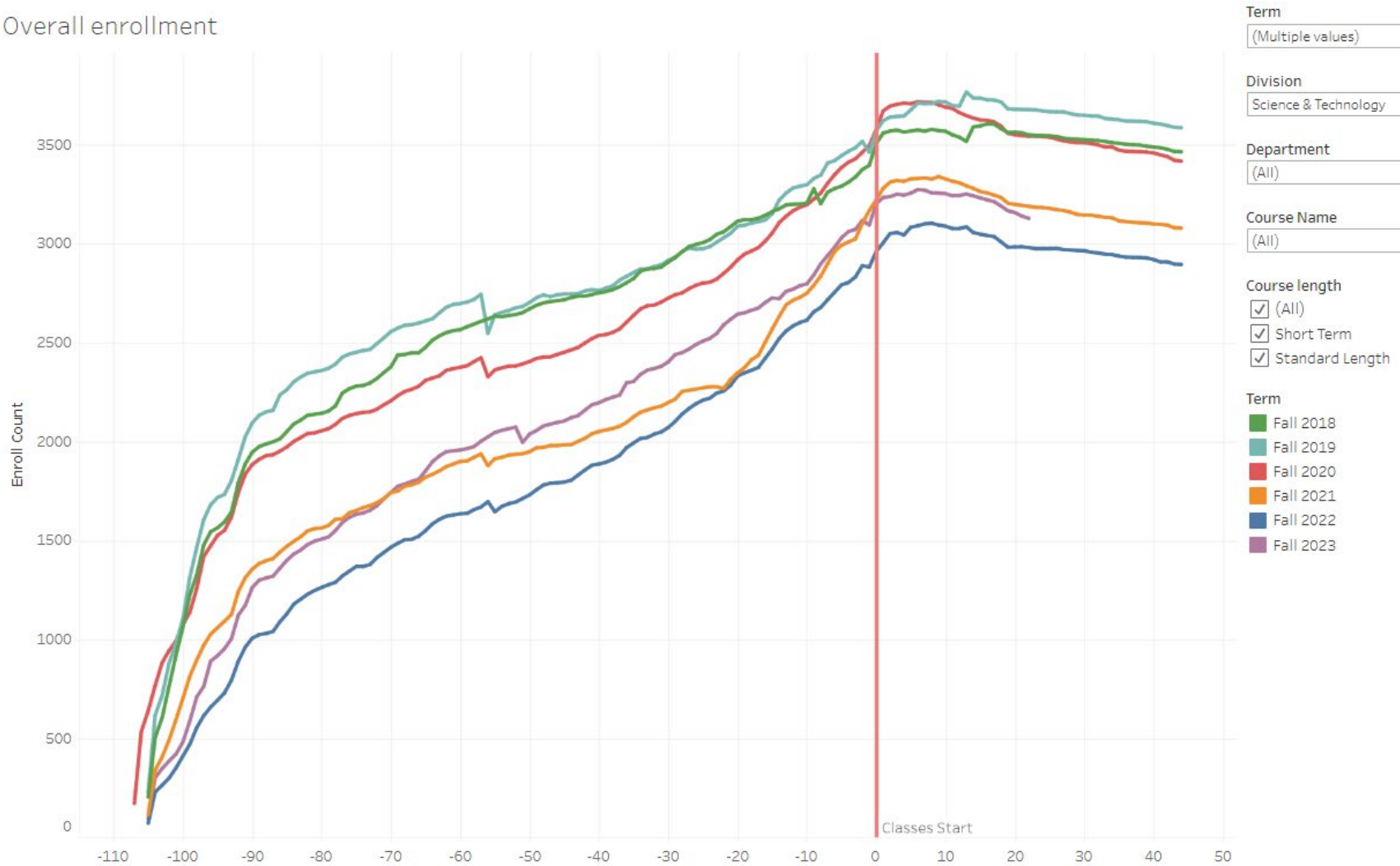
# Humanities & Social Science

Overall enrollment



# Science & Technology

Overall enrollment



9/15/2023

