

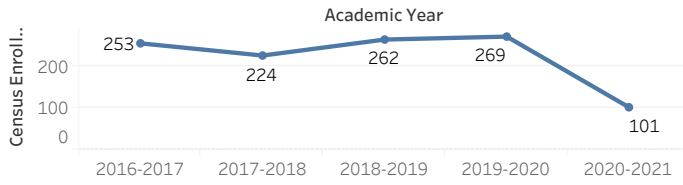


## Program Review Data Packet

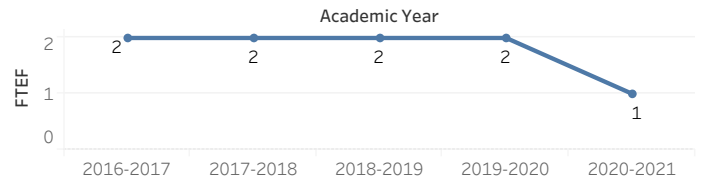
### Question 7A

### Academic Year 2020-21: Cooperative Education

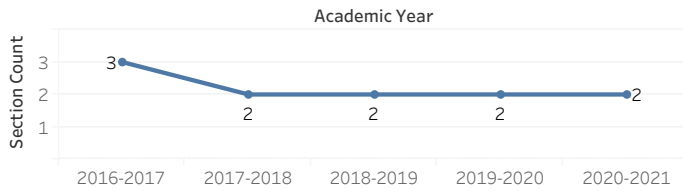
#### Enrollments



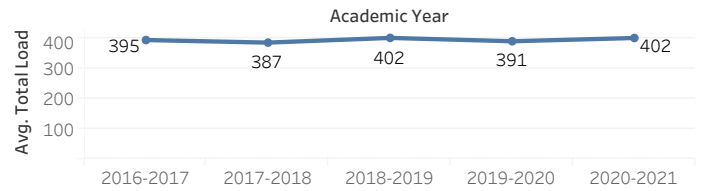
#### FTEF



#### Section Count

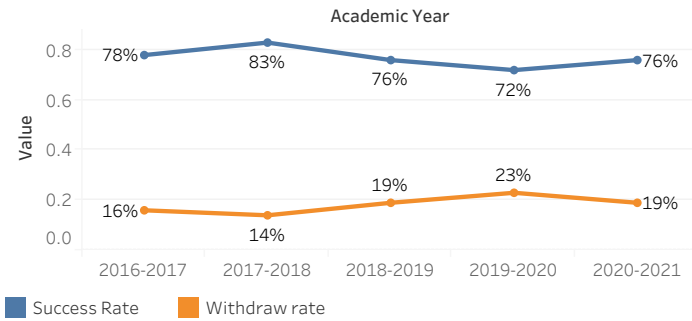


#### LOAD

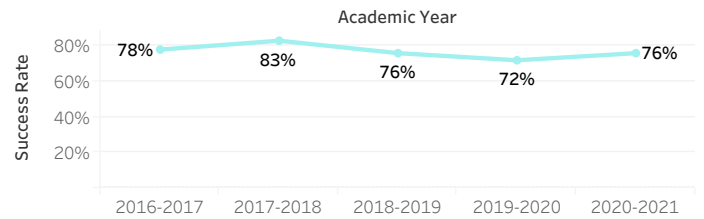


### Question 8C

#### Success and Withdraw Rate



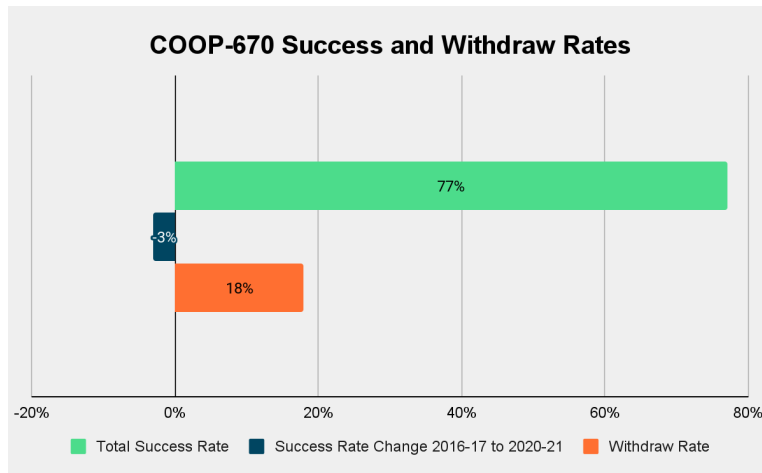
#### Success Rate Modality



\*NOTE: All metrics for subpopulations with fewer than 10 students are suppressed. 6/11/2021 8:33:45 PM. To avoid misinterpretation of dashboard data, consultation with PRIE is strongly recommended prior to using any of the data for research or publication.

Face to Face

## Summary of Course-Level Success and Withdraw Rates Academic Year 2020-21: Cooperative Education



Total Success Rate: Sum of successes in the course divided by the total enrollment in the course for the 5 year window

**Equity Supplement Gap Analysis for Program Review**  
**Academic Year: 2019-2020**  
**Cooperative Education**

Question 8B<sup>1</sup>

