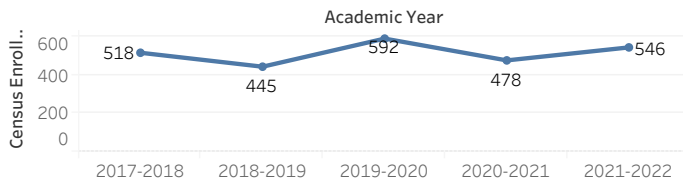
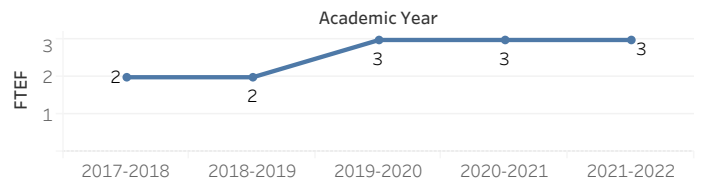


7A

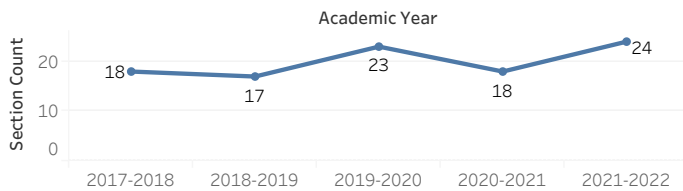
Enrollments



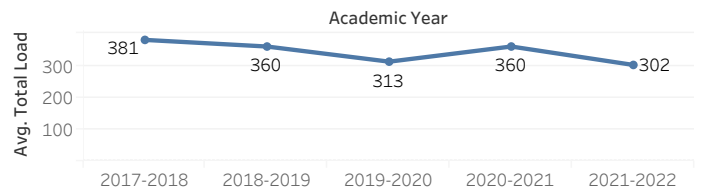
FTEF



Section Count

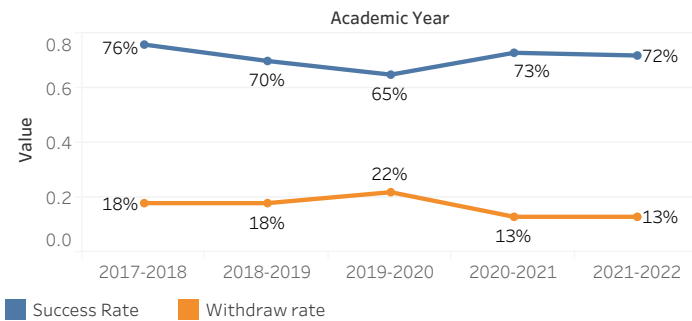


LOAD

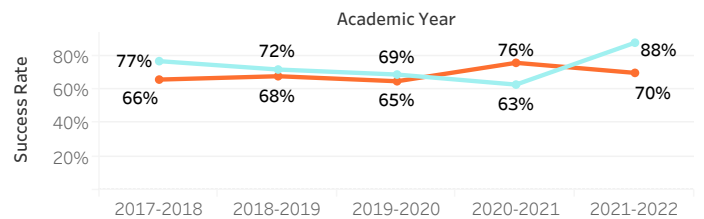


8C

Success and Withdraw Rate



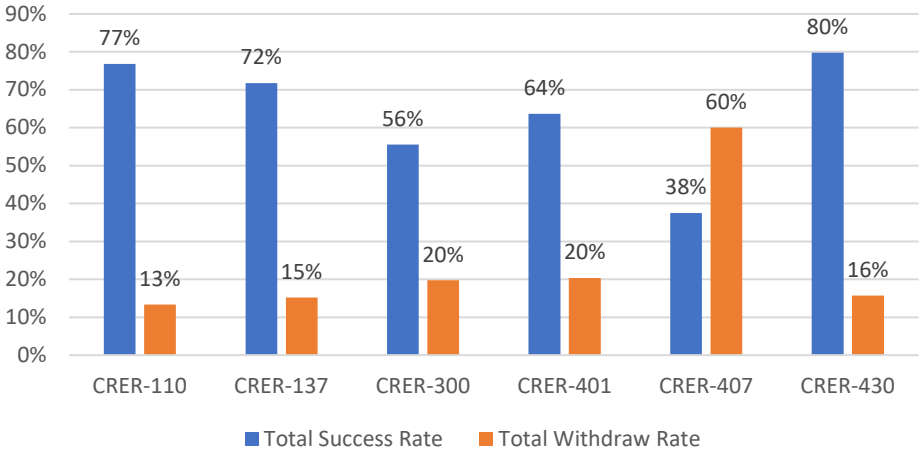
Success Rate Modality



*NOTE: All metrics for subpopulations with fewer than 10 students are suppressed. 6/9/2022 12:52:07 AM. To avoid misinterpretation of dashboard data, consultation with PRIE is strongly recommended prior to using any of the data for research or publication.

Face to Face Online

2017-2018 to 2021-2022



Department	DI Category	Disaggregation	Subpopulation	Gap
Career and Personal Development	Access	First Gen	Not First Gen	18.9%
Career and Personal Development	Access	Low Income	Not Low Income	11.4%
Career and Personal Development	Success	Age	Under 18	27.2%
Career and Personal Development	Success	First Gen	Unreported	12.6%
Career and Personal Development	Success	Race/Eth & Gender	Hispanic Male	11.5%