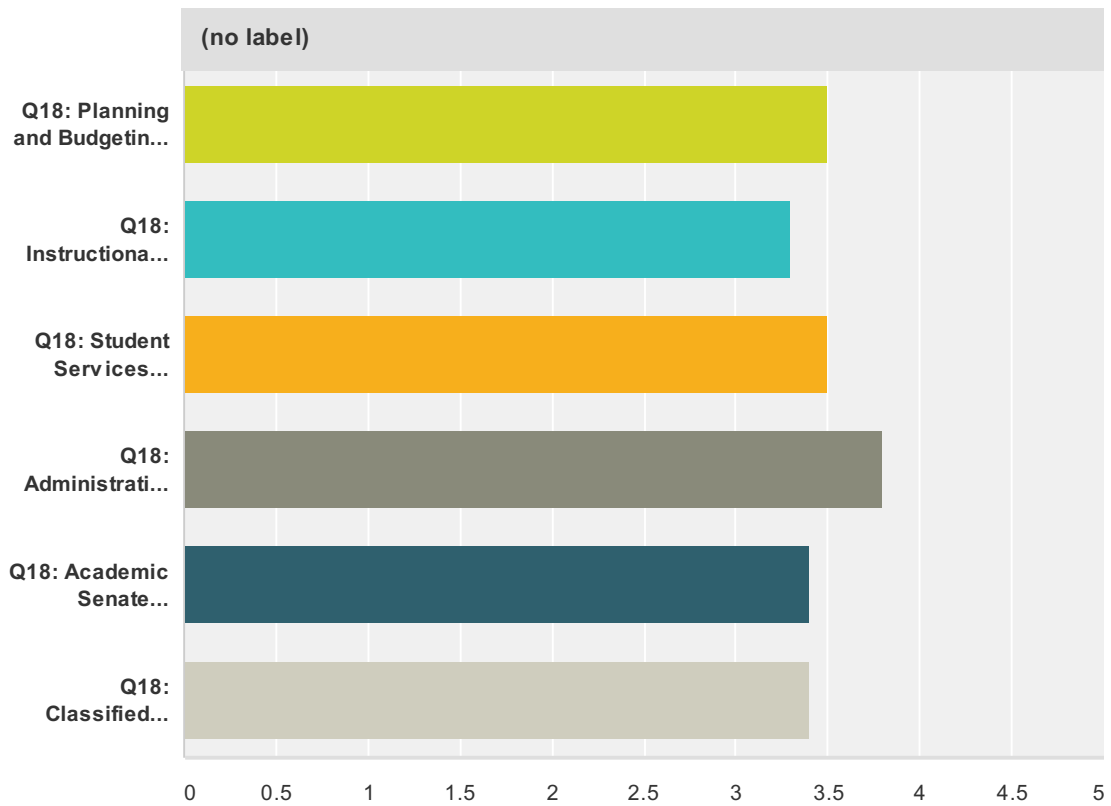


Q1 Results of college goals are regularly shared with campus constituencies.

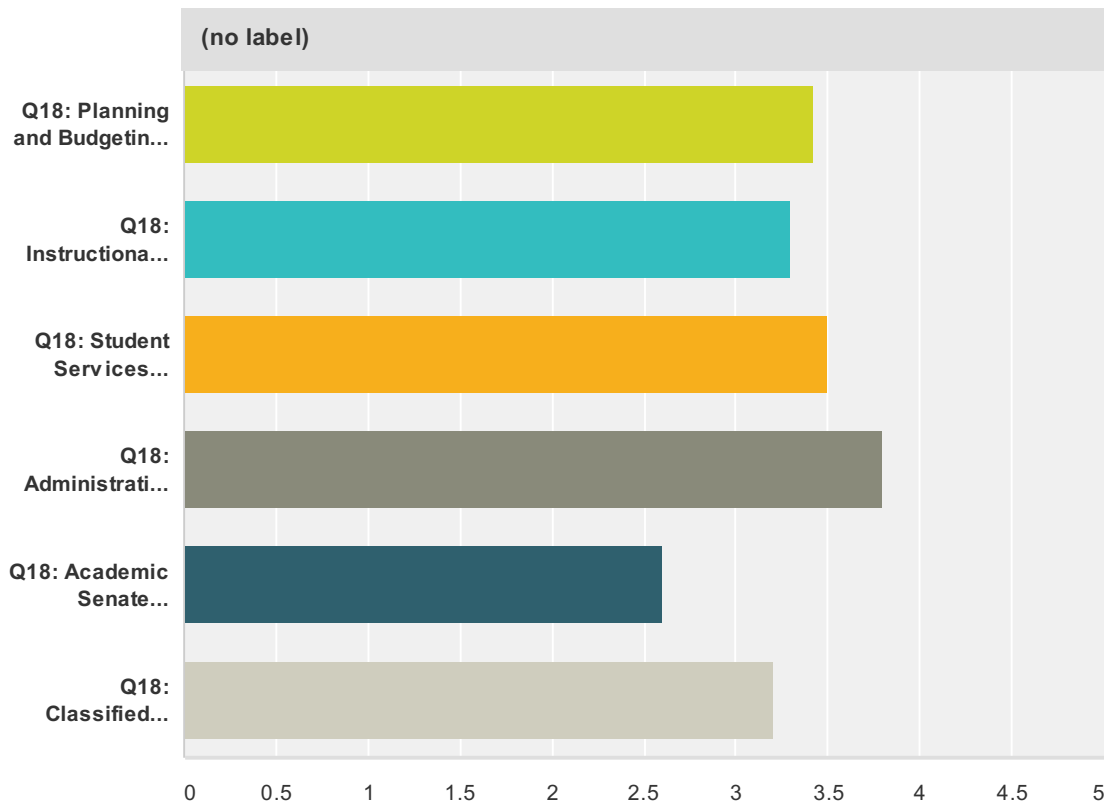
Answered: 34 Skipped: 0



(no label)						
	Strongly Disagree	Disagree	Agree	Strongly Agree	Don't Know/Not Applicable	Total
Q18: Planning and Budgeting Committee	0.00% 0	16.67% 2	16.67% 2	66.67% 8	0.00% 0	12
Q18: Instructional Planning Committee	0.00% 0	20.00% 2	30.00% 3	50.00% 5	0.00% 0	10
Q18: Student Services Planning Committee	0.00% 0	0.00% 0	50.00% 6	50.00% 6	0.00% 0	12
Q18: Administrative Planning Committee	0.00% 0	0.00% 0	20.00% 1	80.00% 4	0.00% 0	5
Q18: Academic Senate Committee	0.00% 0	0.00% 0	60.00% 3	40.00% 2	0.00% 0	5
Q18: Classified Senate Committee	0.00% 0	0.00% 0	60.00% 3	40.00% 2	0.00% 0	5

Q2 A consultative planning process is used to identify needed areas of improvement.

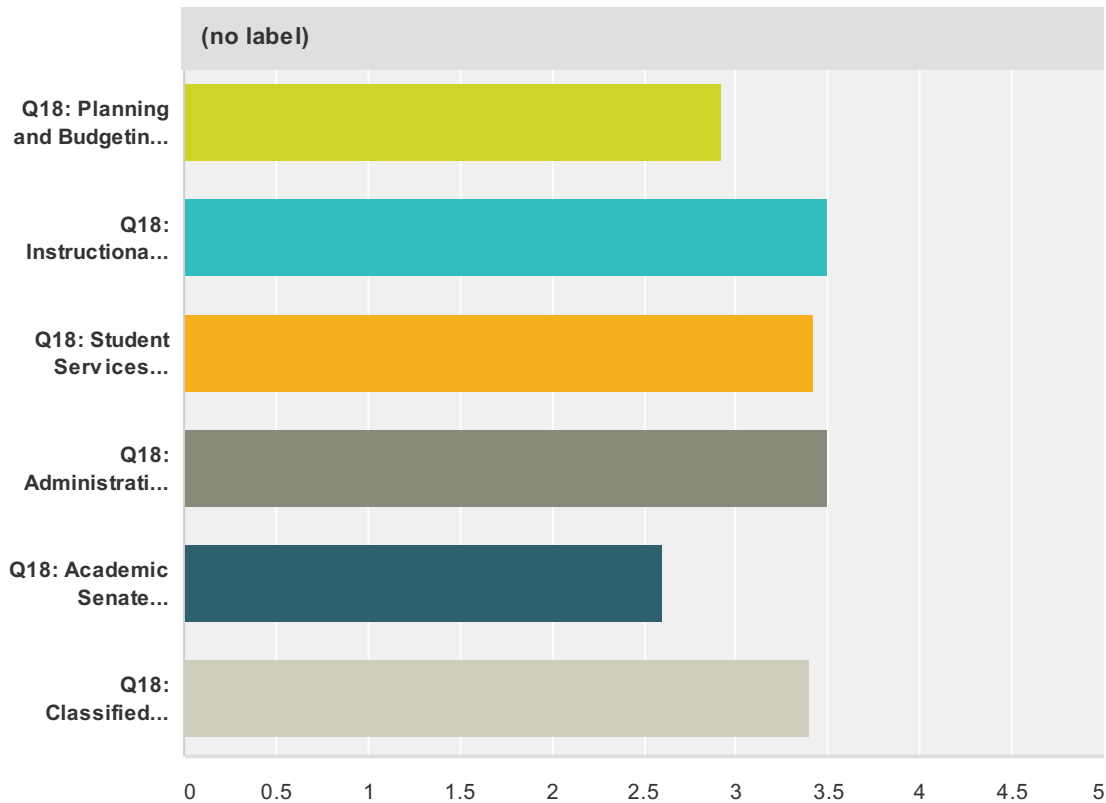
Answered: 34 Skipped: 0



(no label)						
	Strongly Disagree	Disagree	Agree	Strongly Agree	Don't Know/Not Applicable	Total
Q18: Planning and Budgeting Committee	0.00% 0	16.67% 2	25.00% 3	58.33% 7	0.00% 0	12
Q18: Instructional Planning Committee	10.00% 1	10.00% 1	20.00% 2	60.00% 6	0.00% 0	10
Q18: Student Services Planning Committee	0.00% 0	0.00% 0	50.00% 6	50.00% 6	0.00% 0	12
Q18: Administrative Planning Committee	0.00% 0	0.00% 0	20.00% 1	80.00% 4	0.00% 0	5
Q18: Academic Senate Committee	20.00% 1	20.00% 1	40.00% 2	20.00% 1	0.00% 0	5
Q18: Classified Senate Committee	0.00% 0	0.00% 0	80.00% 4	20.00% 1	0.00% 0	5

Q3 Employees have adequate opportunities to participate in the development of financial plans and budgets.

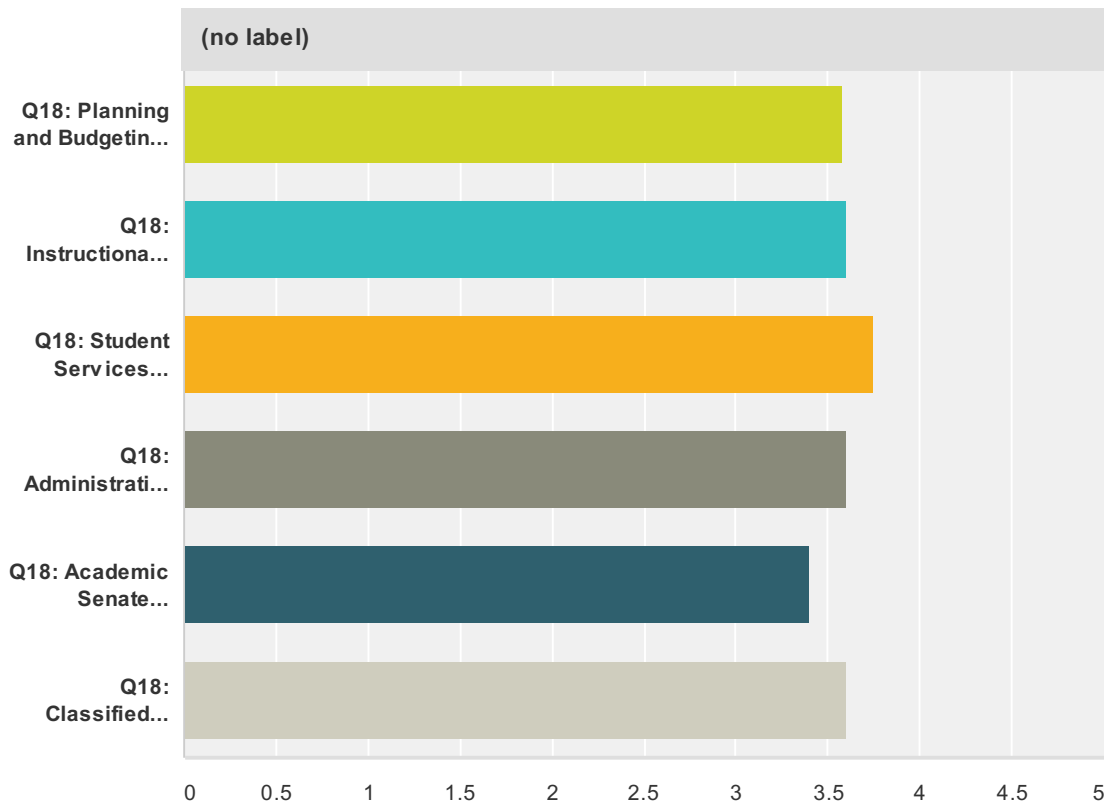
Answered: 34 Skipped: 0



(no label)						
	Strongly Disagree	Disagree	Agree	Strongly Agree	Don't Know/Not Applicable	Total
Q18: Planning and Budgeting Committee	8.33% 1	16.67% 2	50.00% 6	25.00% 3	0.00% 0	12
Q18: Instructional Planning Committee	0.00% 0	10.00% 1	30.00% 3	60.00% 6	0.00% 0	10
Q18: Student Services Planning Committee	0.00% 0	0.00% 0	58.33% 7	41.67% 5	0.00% 0	12
Q18: Administrative Planning Committee	0.00% 0	0.00% 0	40.00% 2	40.00% 2	20.00% 1	5
Q18: Academic Senate Committee	0.00% 0	40.00% 2	60.00% 3	0.00% 0	0.00% 0	5
Q18: Classified Senate Committee	0.00% 0	0.00% 0	60.00% 3	40.00% 2	0.00% 0	5

Q4 The College works collaboratively towards the achievement of college goals.

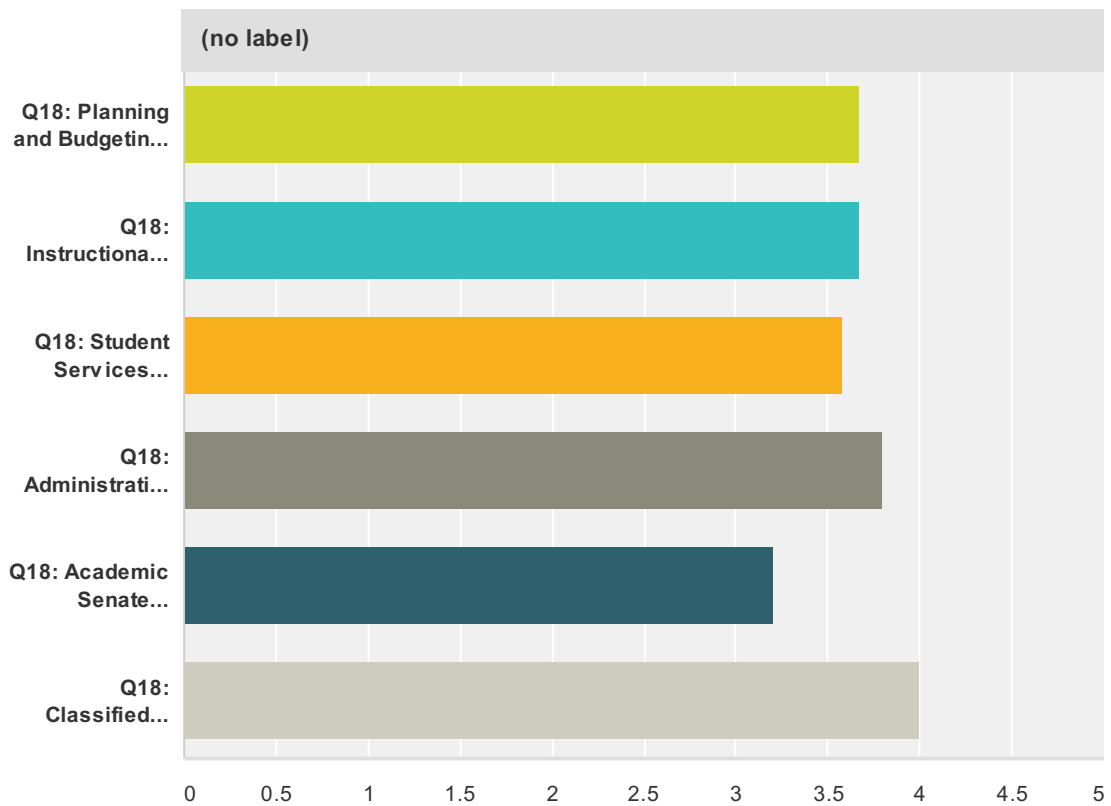
Answered: 34 Skipped: 0



(no label)						
	Strongly Disagree	Disagree	Agree	Strongly Agree	Don't Know/Not Applicable	Total
Q18: Planning and Budgeting Committee	0.00% 0	8.33% 1	25.00% 3	66.67% 8	0.00% 0	12
Q18: Instructional Planning Committee	0.00% 0	10.00% 1	20.00% 2	70.00% 7	0.00% 0	10
Q18: Student Services Planning Committee	0.00% 0	0.00% 0	25.00% 3	75.00% 9	0.00% 0	12
Q18: Administrative Planning Committee	0.00% 0	0.00% 0	40.00% 2	60.00% 3	0.00% 0	5
Q18: Academic Senate Committee	0.00% 0	0.00% 0	60.00% 3	40.00% 2	0.00% 0	5
Q18: Classified Senate Committee	0.00% 0	0.00% 0	40.00% 2	60.00% 3	0.00% 0	5

Q5 I am satisfied with the amount of opportunity I have to participate in college-wide planning.

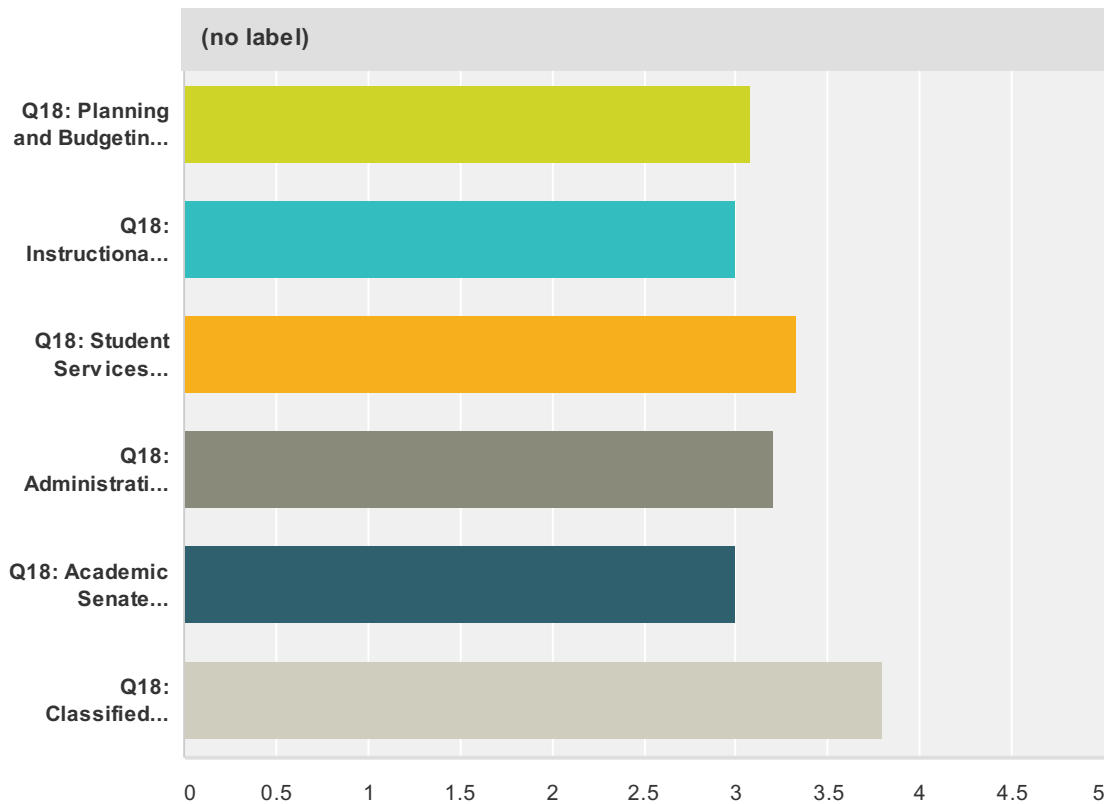
Answered: 34 Skipped: 0



(no label)						
	Strongly Disagree	Disagree	Agree	Strongly Agree	Don't Know/Not Applicable	Total
Q18: Planning and Budgeting Committee	0.00% 0	8.33% 1	16.67% 2	75.00% 9	0.00% 0	12
Q18: Instructional Planning Committee	0.00% 0	10.00% 1	10.00% 1	70.00% 7	10.00% 1	10
Q18: Student Services Planning Committee	0.00% 0	0.00% 0	41.67% 5	58.33% 7	0.00% 0	12
Q18: Administrative Planning Committee	0.00% 0	0.00% 0	20.00% 1	80.00% 4	0.00% 0	5
Q18: Academic Senate Committee	0.00% 0	20.00% 1	40.00% 2	40.00% 2	0.00% 0	5
Q18: Classified Senate Committee	0.00% 0	0.00% 0	0.00% 0	80.00% 4	20.00% 1	5

Q6 The program review process helps to promote positive change on campus.

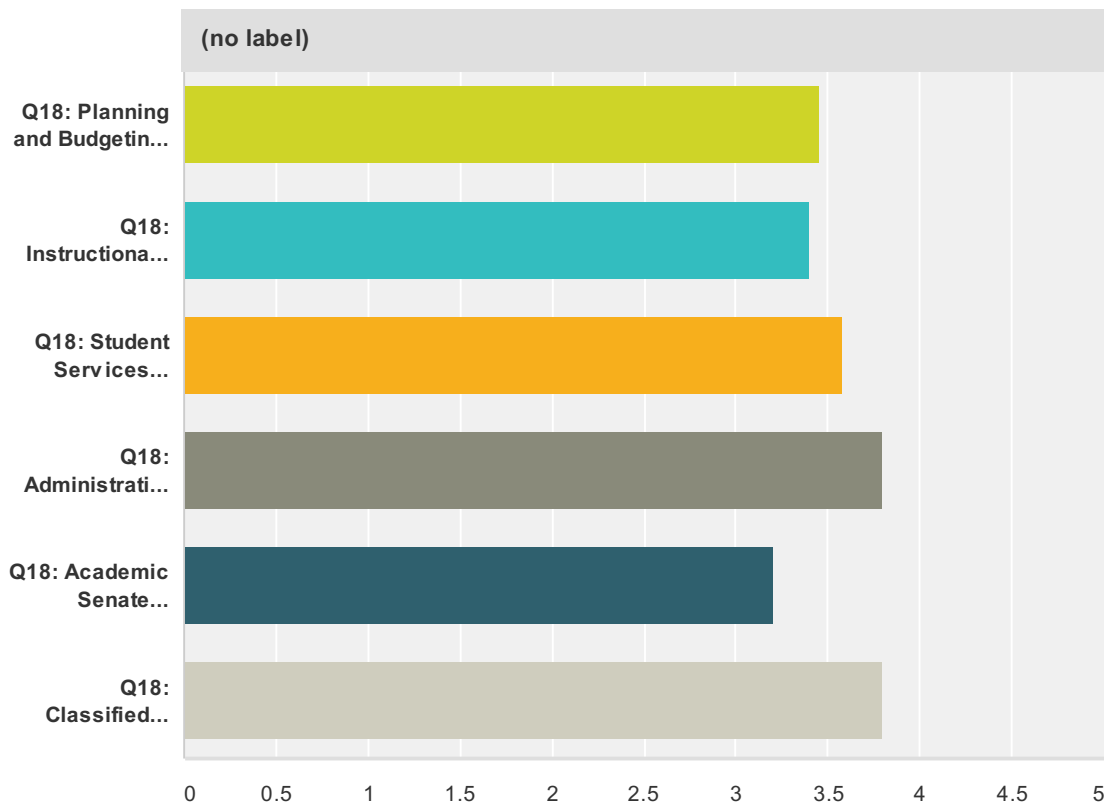
Answered: 34 Skipped: 0



(no label)						
	Strongly Disagree	Disagree	Agree	Strongly Agree	Don't Know/Not Applicable	Total
Q18: Planning and Budgeting Committee	8.33% 1	0.00% 0	66.67% 8	25.00% 3	0.00% 0	12
Q18: Instructional Planning Committee	0.00% 0	20.00% 2	60.00% 6	20.00% 2	0.00% 0	10
Q18: Student Services Planning Committee	0.00% 0	8.33% 1	50.00% 6	41.67% 5	0.00% 0	12
Q18: Administrative Planning Committee	0.00% 0	0.00% 0	80.00% 4	20.00% 1	0.00% 0	5
Q18: Academic Senate Committee	0.00% 0	20.00% 1	60.00% 3	20.00% 1	0.00% 0	5
Q18: Classified Senate Committee	0.00% 0	0.00% 0	20.00% 1	80.00% 4	0.00% 0	5

Q7 The role of employees in participatory governance is clearly stated and publicized.

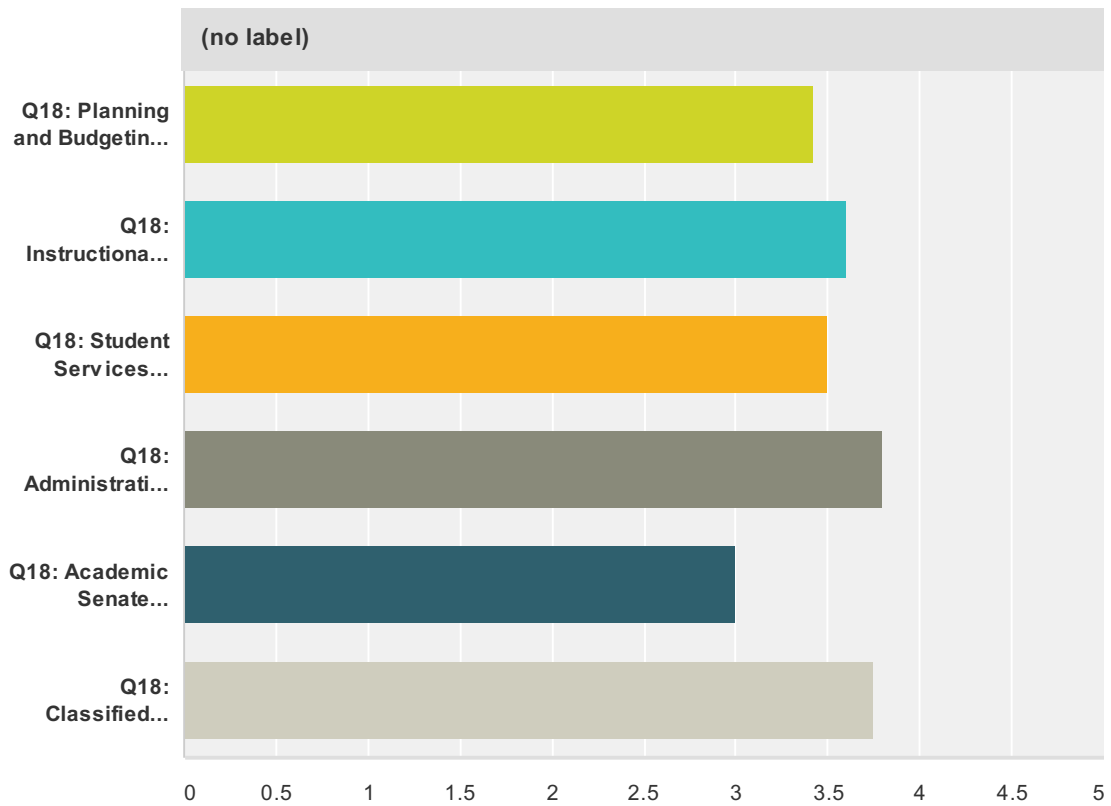
Answered: 33 Skipped: 1



(no label)						
	Strongly Disagree	Disagree	Agree	Strongly Agree	Don't Know/Not Applicable	Total
Q18: Planning and Budgeting Committee	0.00% 0	18.18% 2	18.18% 2	63.64% 7	0.00% 0	11
Q18: Instructional Planning Committee	0.00% 0	10.00% 1	40.00% 4	50.00% 5	0.00% 0	10
Q18: Student Services Planning Committee	0.00% 0	0.00% 0	41.67% 5	58.33% 7	0.00% 0	12
Q18: Administrative Planning Committee	0.00% 0	0.00% 0	20.00% 1	80.00% 4	0.00% 0	5
Q18: Academic Senate Committee	0.00% 0	20.00% 1	40.00% 2	40.00% 2	0.00% 0	5
Q18: Classified Senate Committee	0.00% 0	0.00% 0	20.00% 1	80.00% 4	0.00% 0	5

Q8 The procedures for hiring employees are clearly stated.

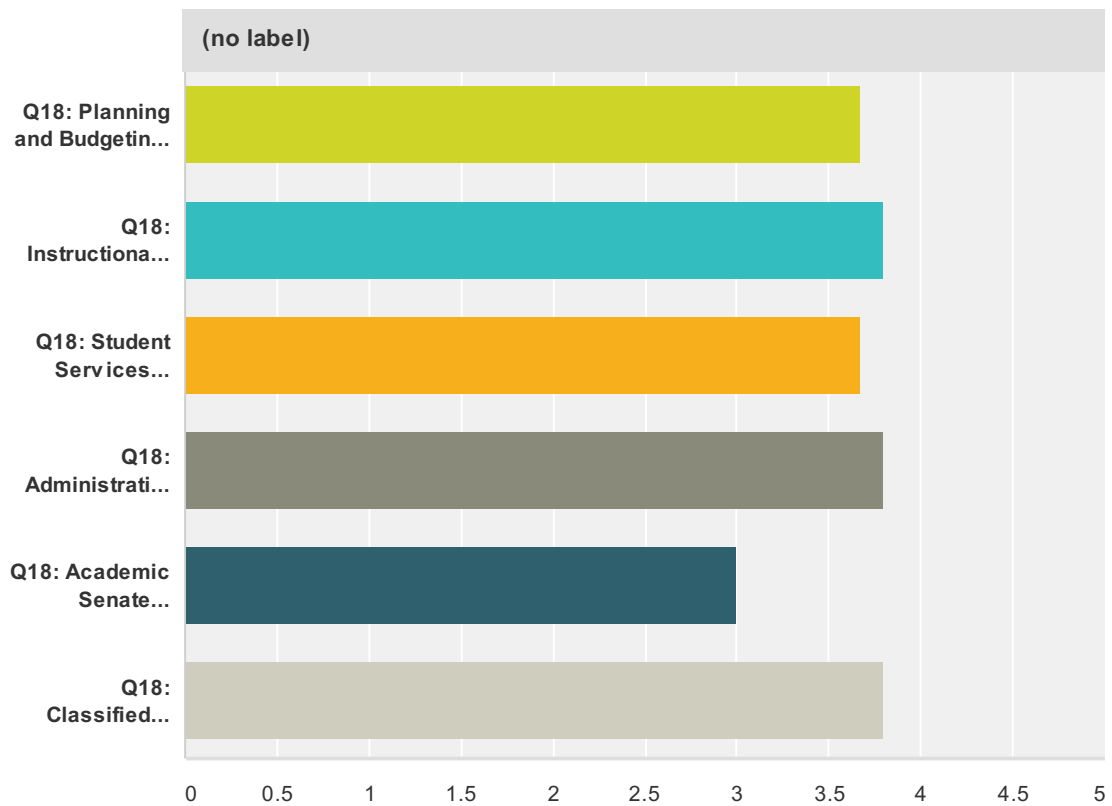
Answered: 34 Skipped: 0



(no label)						
	Strongly Disagree	Disagree	Agree	Strongly Agree	Don't Know/Not Applicable	Total
Q18: Planning and Budgeting Committee	0.00% 0	16.67% 2	25.00% 3	58.33% 7	0.00% 0	12
Q18: Instructional Planning Committee	10.00% 1	0.00% 0	10.00% 1	80.00% 8	0.00% 0	10
Q18: Student Services Planning Committee	0.00% 0	0.00% 0	50.00% 6	50.00% 6	0.00% 0	12
Q18: Administrative Planning Committee	0.00% 0	0.00% 0	20.00% 1	80.00% 4	0.00% 0	5
Q18: Academic Senate Committee	20.00% 1	0.00% 0	40.00% 2	40.00% 2	0.00% 0	5
Q18: Classified Senate Committee	0.00% 0	0.00% 0	20.00% 1	60.00% 3	20.00% 1	5

Q9 Cañada College encourages staff and faculty participation in the decision-making process.

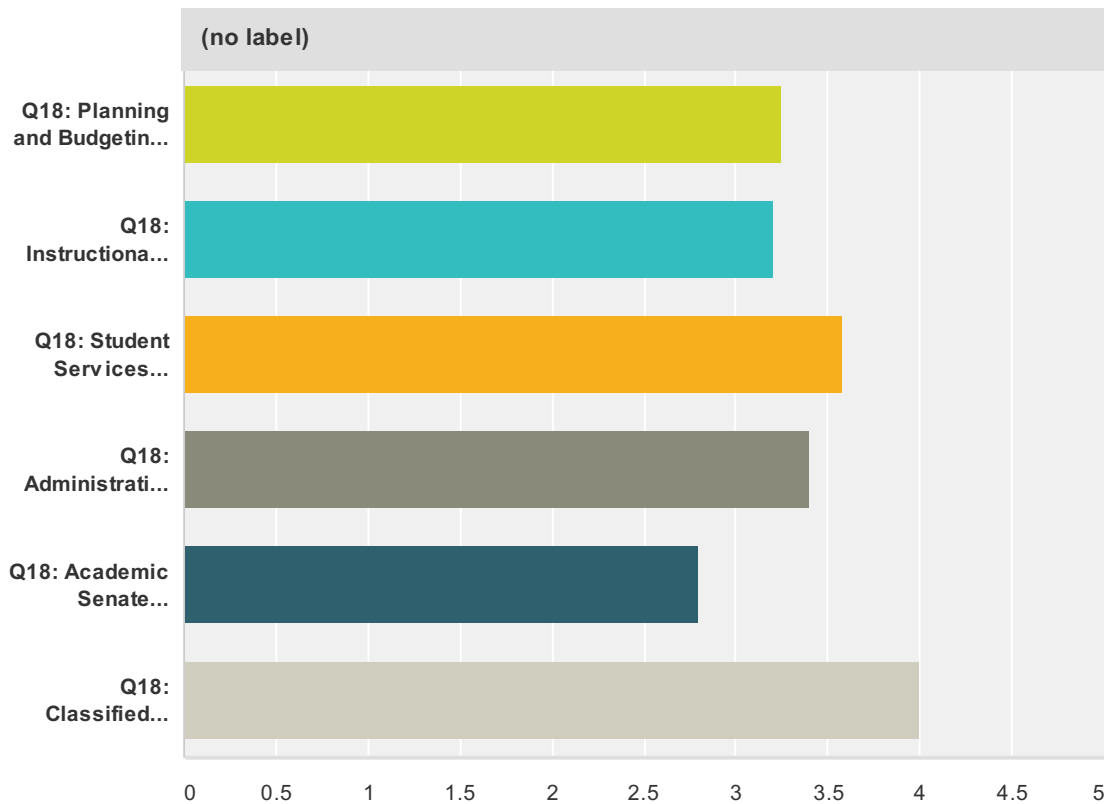
Answered: 34 Skipped: 0



(no label)						
	Strongly Disagree	Disagree	Agree	Strongly Agree	Don't Know/Not Applicable	Total
Q18: Planning and Budgeting Committee	0.00% 0	0.00% 0	33.33% 4	66.67% 8	0.00% 0	12
Q18: Instructional Planning Committee	0.00% 0	0.00% 0	20.00% 2	80.00% 8	0.00% 0	10
Q18: Student Services Planning Committee	0.00% 0	0.00% 0	33.33% 4	66.67% 8	0.00% 0	12
Q18: Administrative Planning Committee	0.00% 0	0.00% 0	20.00% 1	80.00% 4	0.00% 0	5
Q18: Academic Senate Committee	0.00% 0	20.00% 1	60.00% 3	20.00% 1	0.00% 0	5
Q18: Classified Senate Committee	0.00% 0	0.00% 0	20.00% 1	80.00% 4	0.00% 0	5

Q10 Overall, the participatory governance process is working well at Cañada.

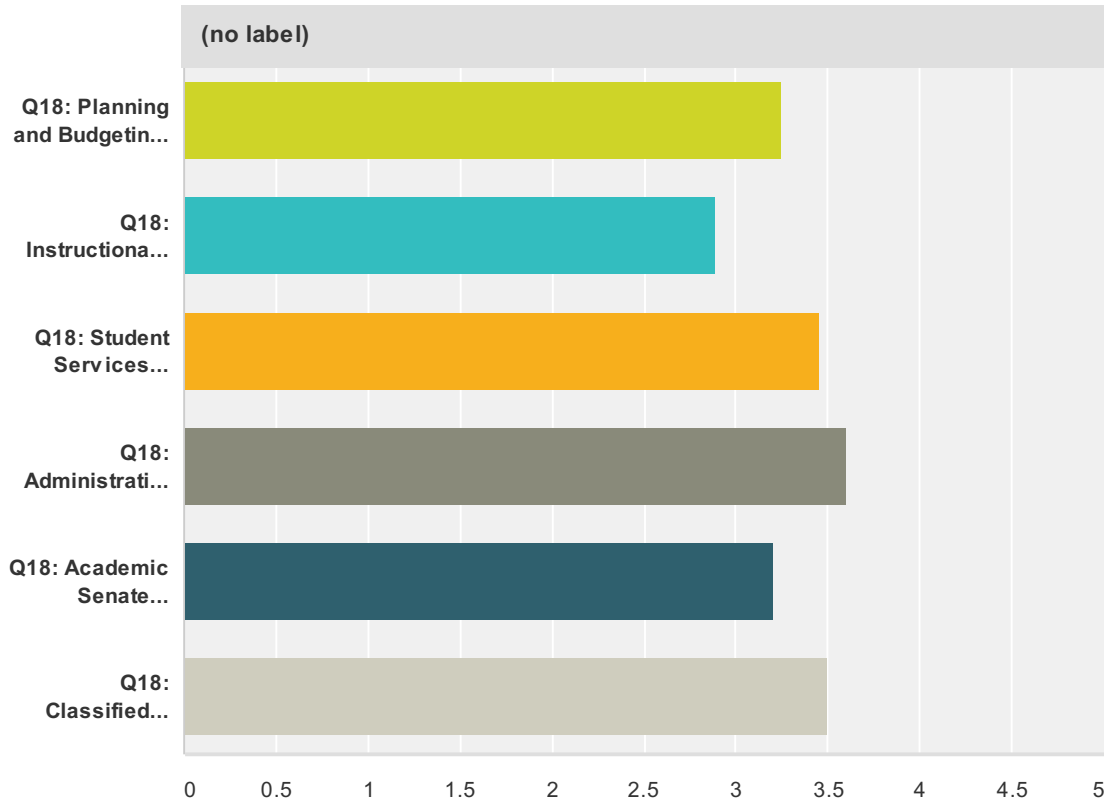
Answered: 34 Skipped: 0



(no label)						
	Strongly Disagree	Disagree	Agree	Strongly Agree	Don't Know/Not Applicable	Total
Q18: Planning and Budgeting Committee	0.00% 0	16.67% 2	41.67% 5	41.67% 5	0.00% 0	12
Q18: Instructional Planning Committee	0.00% 0	10.00% 1	60.00% 6	30.00% 3	0.00% 0	10
Q18: Student Services Planning Committee	0.00% 0	0.00% 0	41.67% 5	58.33% 7	0.00% 0	12
Q18: Administrative Planning Committee	0.00% 0	0.00% 0	60.00% 3	40.00% 2	0.00% 0	5
Q18: Academic Senate Committee	0.00% 0	40.00% 2	40.00% 2	20.00% 1	0.00% 0	5
Q18: Classified Senate Committee	0.00% 0	0.00% 0	0.00% 0	80.00% 4	20.00% 1	5

Q11 There are clear divisions of authority and responsibility between and among the District Office, the Board of Trustees, and Cañada College.

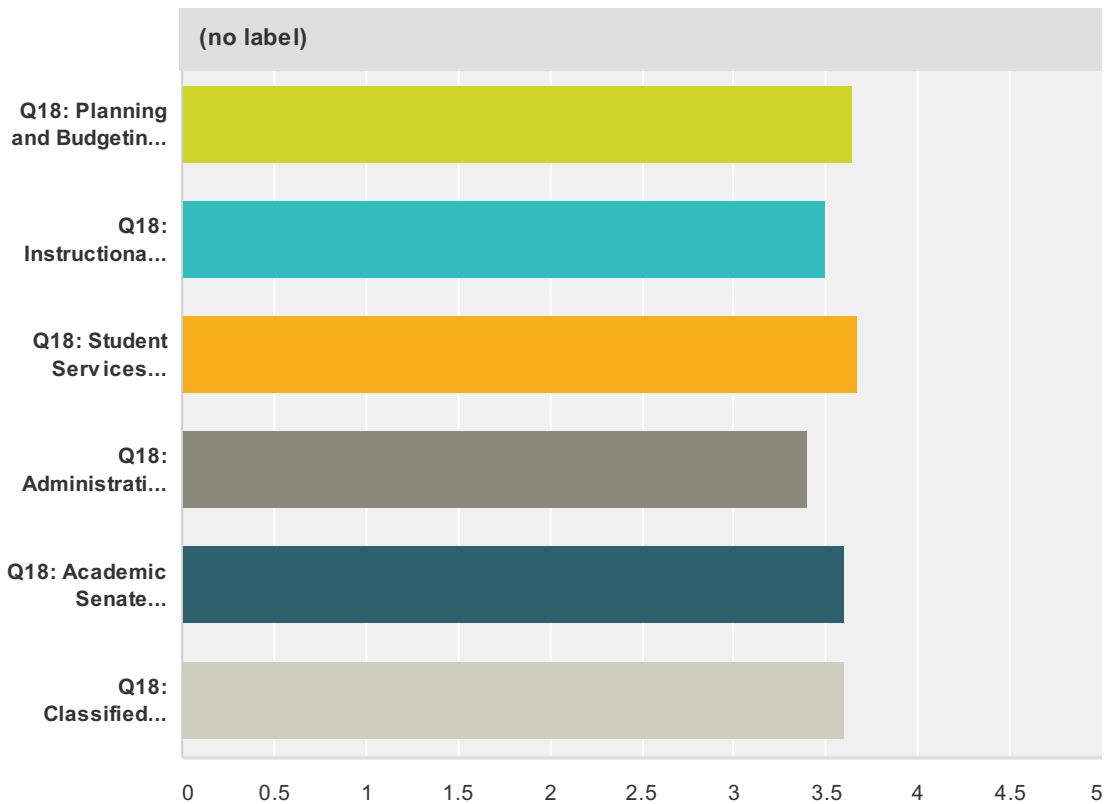
Answered: 34 Skipped: 0



(no label)						
	Strongly Disagree	Disagree	Agree	Strongly Agree	Don't Know/Not Applicable	Total
Q18: Planning and Budgeting Committee	8.33% 1	8.33% 1	33.33% 4	50.00% 6	0.00% 0	12
Q18: Instructional Planning Committee	10.00% 1	20.00% 2	30.00% 3	30.00% 3	10.00% 1	10
Q18: Student Services Planning Committee	0.00% 0	8.33% 1	33.33% 4	50.00% 6	8.33% 1	12
Q18: Administrative Planning Committee	0.00% 0	0.00% 0	40.00% 2	60.00% 3	0.00% 0	5
Q18: Academic Senate Committee	0.00% 0	20.00% 1	40.00% 2	40.00% 2	0.00% 0	5
Q18: Classified Senate Committee	0.00% 0	0.00% 0	40.00% 2	40.00% 2	20.00% 1	5

Q12 I am familiar with the institutional SLOs and their purpose.

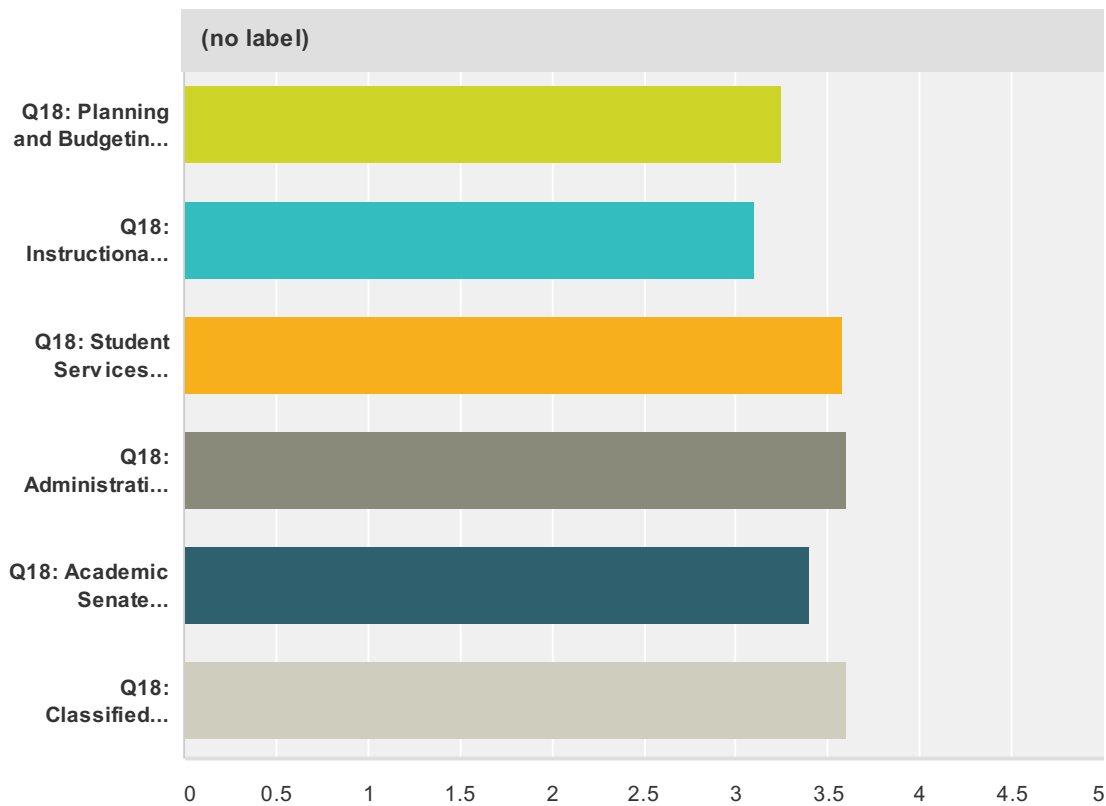
Answered: 33 Skipped: 1



(no label)						
	Strongly Disagree	Disagree	Agree	Strongly Agree	Don't Know/Not Applicable	Total
Q18: Planning and Budgeting Committee	0.00% 0	0.00% 0	36.36% 4	63.64% 7	0.00% 0	11
Q18: Instructional Planning Committee	0.00% 0	0.00% 0	50.00% 5	50.00% 5	0.00% 0	10
Q18: Student Services Planning Committee	0.00% 0	0.00% 0	33.33% 4	66.67% 8	0.00% 0	12
Q18: Administrative Planning Committee	0.00% 0	0.00% 0	60.00% 3	40.00% 2	0.00% 0	5
Q18: Academic Senate Committee	0.00% 0	0.00% 0	40.00% 2	60.00% 3	0.00% 0	5
Q18: Classified Senate Committee	0.00% 0	20.00% 1	0.00% 0	80.00% 4	0.00% 0	5

Q13 I engage other faculty/staff in my department in dialogues about assessment results and subsequent action plans.

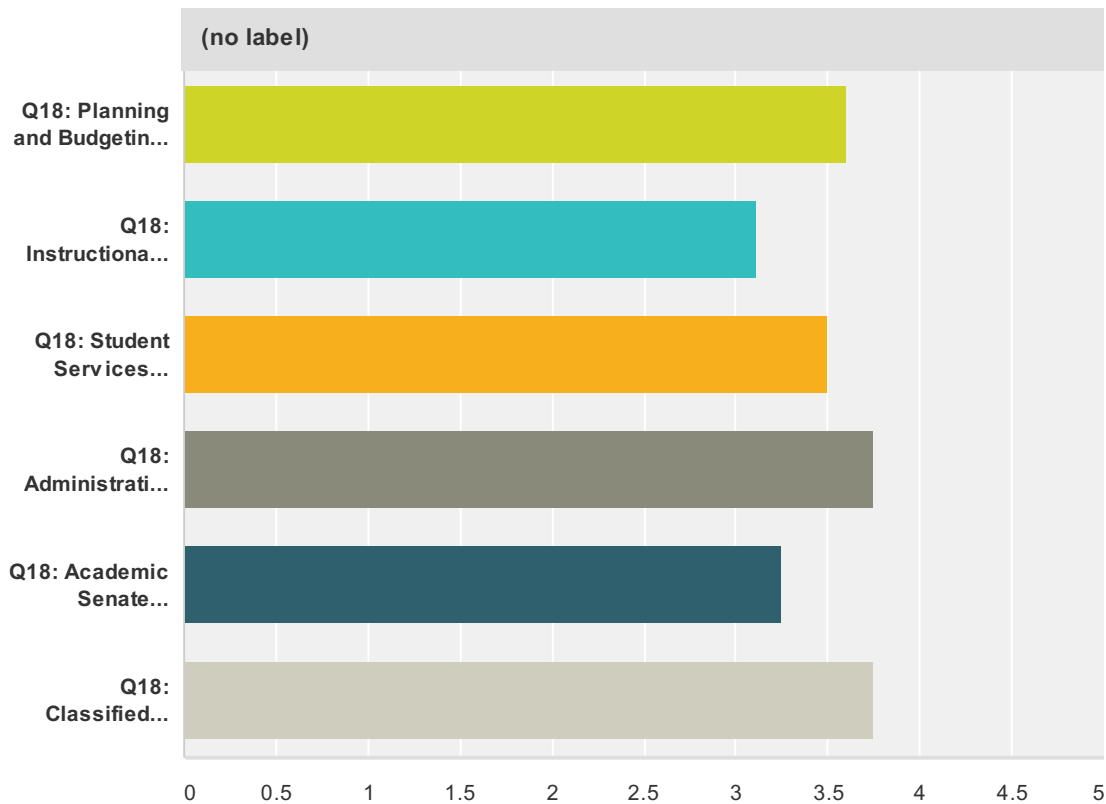
Answered: 34 Skipped: 0



(no label)						
	Strongly Disagree	Disagree	Agree	Strongly Agree	Don't Know/Not Applicable	Total
Q18: Planning and Budgeting Committee	8.33% 1	0.00% 0	50.00% 6	41.67% 5	0.00% 0	12
Q18: Instructional Planning Committee	0.00% 0	20.00% 2	50.00% 5	30.00% 3	0.00% 0	10
Q18: Student Services Planning Committee	0.00% 0	8.33% 1	25.00% 3	66.67% 8	0.00% 0	12
Q18: Administrative Planning Committee	0.00% 0	0.00% 0	40.00% 2	60.00% 3	0.00% 0	5
Q18: Academic Senate Committee	0.00% 0	0.00% 0	60.00% 3	40.00% 2	0.00% 0	5
Q18: Classified Senate Committee	0.00% 0	20.00% 1	0.00% 0	80.00% 4	0.00% 0	5

Q14 I use assessment results to inform subsequent plans.

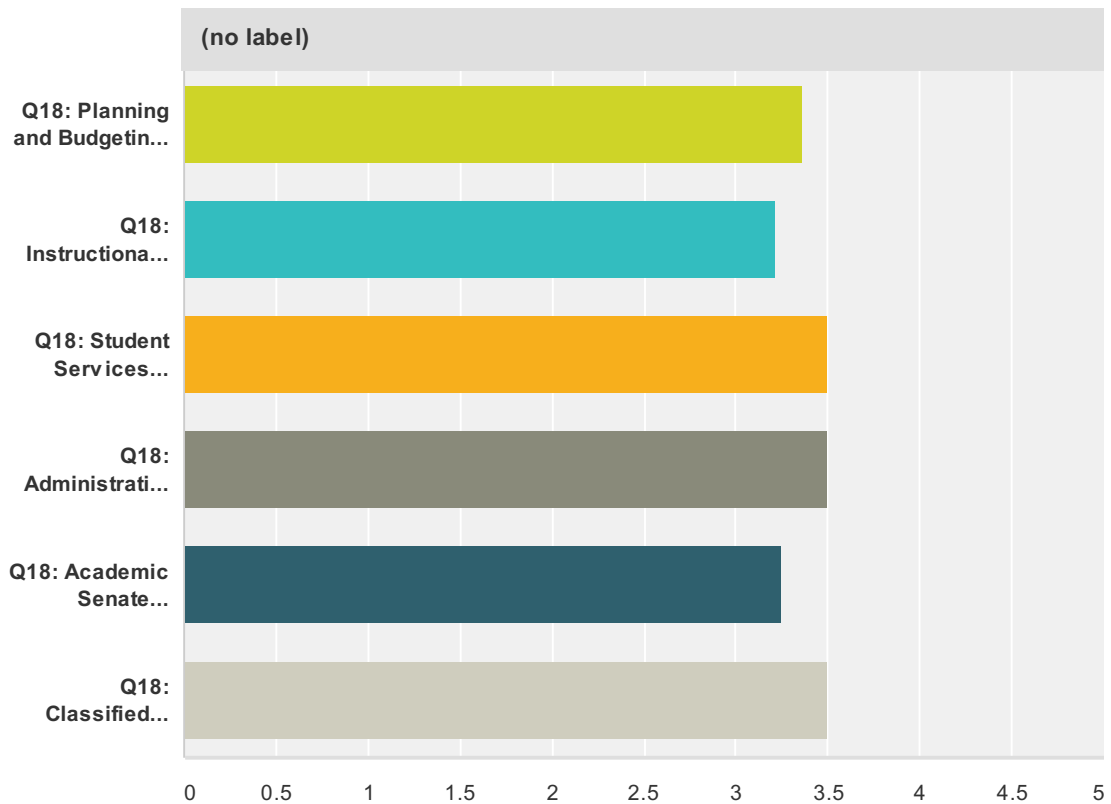
Answered: 33 Skipped: 1



(no label)						
	Strongly Disagree	Disagree	Agree	Strongly Agree	Don't Know/Not Applicable	Total
Q18: Planning and Budgeting Committee	0.00% 0	0.00% 0	36.36% 4	54.55% 6	9.09% 1	11
Q18: Instructional Planning Committee	0.00% 0	20.00% 2	40.00% 4	30.00% 3	10.00% 1	10
Q18: Student Services Planning Committee	0.00% 0	0.00% 0	50.00% 6	50.00% 6	0.00% 0	12
Q18: Administrative Planning Committee	0.00% 0	0.00% 0	20.00% 1	60.00% 3	20.00% 1	5
Q18: Academic Senate Committee	0.00% 0	0.00% 0	60.00% 3	20.00% 1	20.00% 1	5
Q18: Classified Senate Committee	0.00% 0	0.00% 0	20.00% 1	60.00% 3	20.00% 1	5

Q15 I use assessment results to inform resource requests.

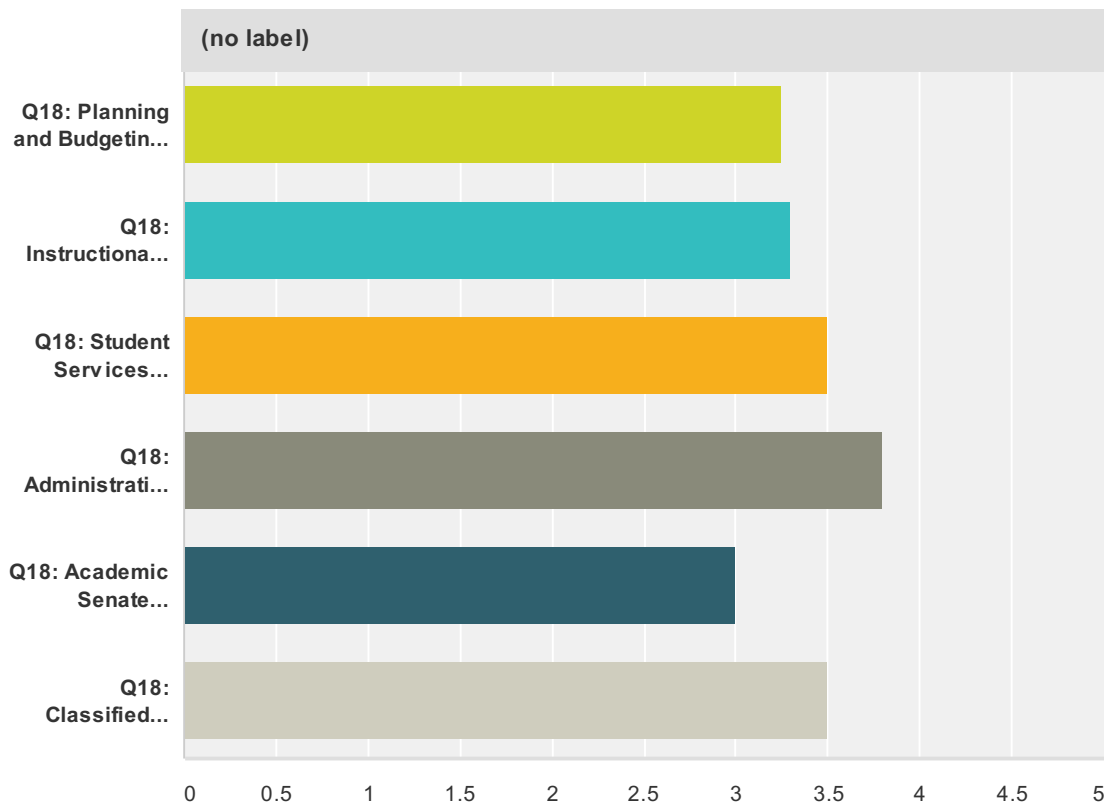
Answered: 34 Skipped: 0



(no label)						
	Strongly Disagree	Disagree	Agree	Strongly Agree	Don't Know/Not Applicable	Total
Q18: Planning and Budgeting Committee	0.00% 0	16.67% 2	25.00% 3	50.00% 6	8.33% 1	12
Q18: Instructional Planning Committee	0.00% 0	20.00% 2	30.00% 3	40.00% 4	10.00% 1	10
Q18: Student Services Planning Committee	0.00% 0	0.00% 0	50.00% 6	50.00% 6	0.00% 0	12
Q18: Administrative Planning Committee	0.00% 0	0.00% 0	40.00% 2	40.00% 2	20.00% 1	5
Q18: Academic Senate Committee	0.00% 0	20.00% 1	20.00% 1	40.00% 2	20.00% 1	5
Q18: Classified Senate Committee	0.00% 0	0.00% 0	40.00% 2	40.00% 2	20.00% 1	5

Q16 I see how assessment can inform decisions about curriculum, resource allocation, etc.

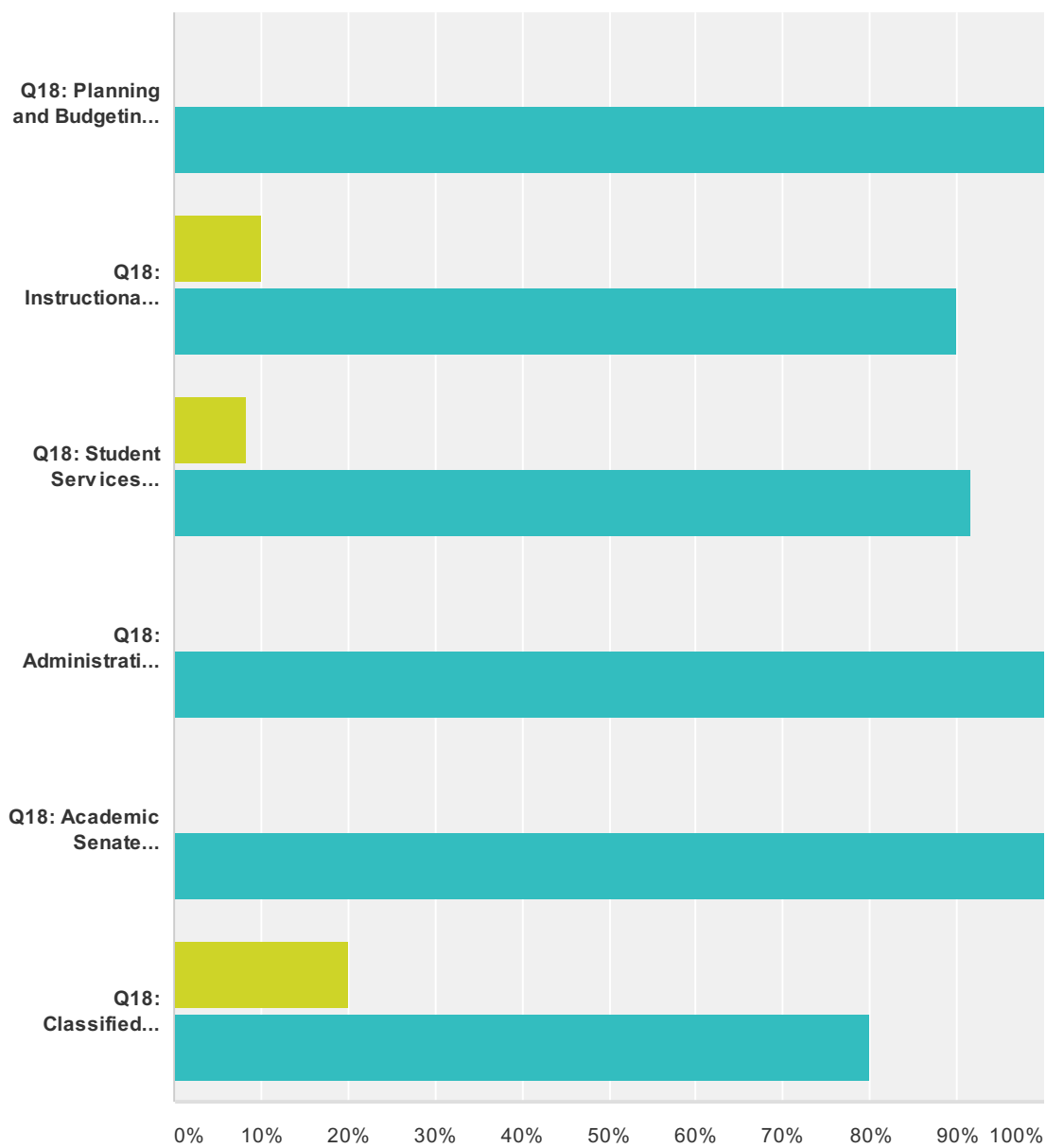
Answered: 34 Skipped: 0



(no label)						
	Strongly Disagree	Disagree	Agree	Strongly Agree	Don't Know/Not Applicable	Total
Q18: Planning and Budgeting Committee	0.00% 0	16.67% 2	41.67% 5	41.67% 5	0.00% 0	12
Q18: Instructional Planning Committee	0.00% 0	0.00% 0	70.00% 7	30.00% 3	0.00% 0	10
Q18: Student Services Planning Committee	0.00% 0	0.00% 0	50.00% 6	50.00% 6	0.00% 0	12
Q18: Administrative Planning Committee	0.00% 0	0.00% 0	20.00% 1	80.00% 4	0.00% 0	5
Q18: Academic Senate Committee	0.00% 0	0.00% 0	80.00% 4	0.00% 0	20.00% 1	5
Q18: Classified Senate Committee	0.00% 0	0.00% 0	40.00% 2	40.00% 2	20.00% 1	5

Q17 I am:

Answered: 33 Skipped: 1



■ Not a participatory governance committee member
■ A participatory governance committee member

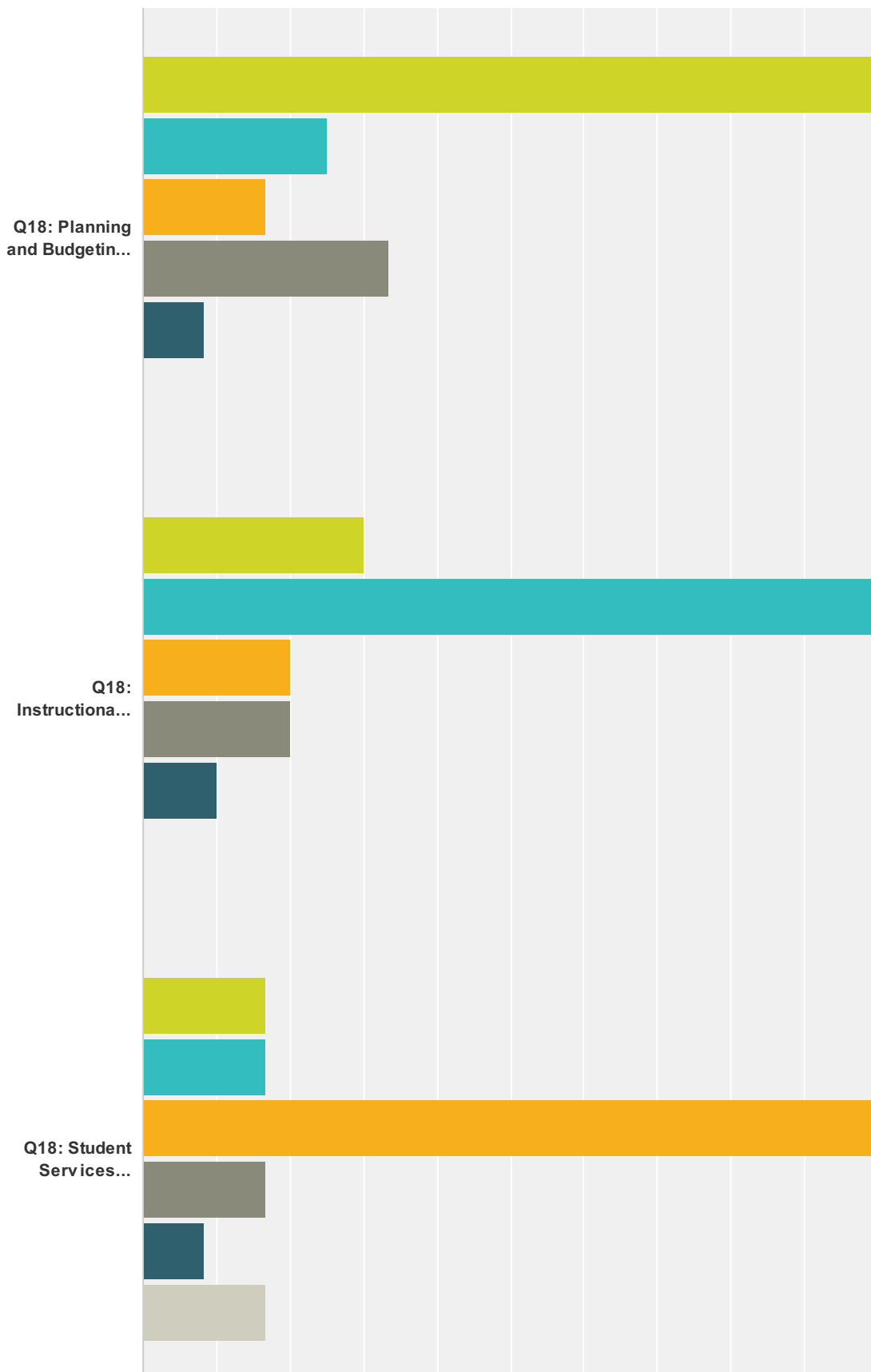
	Not a participatory governance committee member	A participatory governance committee member	Total
Q18: Planning and Budgeting Committee	0.00% 0	100.00% 12	12
Q18: Instructional Planning Committee	10.00% 1	90.00% 9	10
Q18: Student Services Planning Committee	8.33% 1	91.67% 11	12
Q18: Administrative Planning	0.00%	100.00%	

Cañada College Participatory Governance Process Survey April 2014

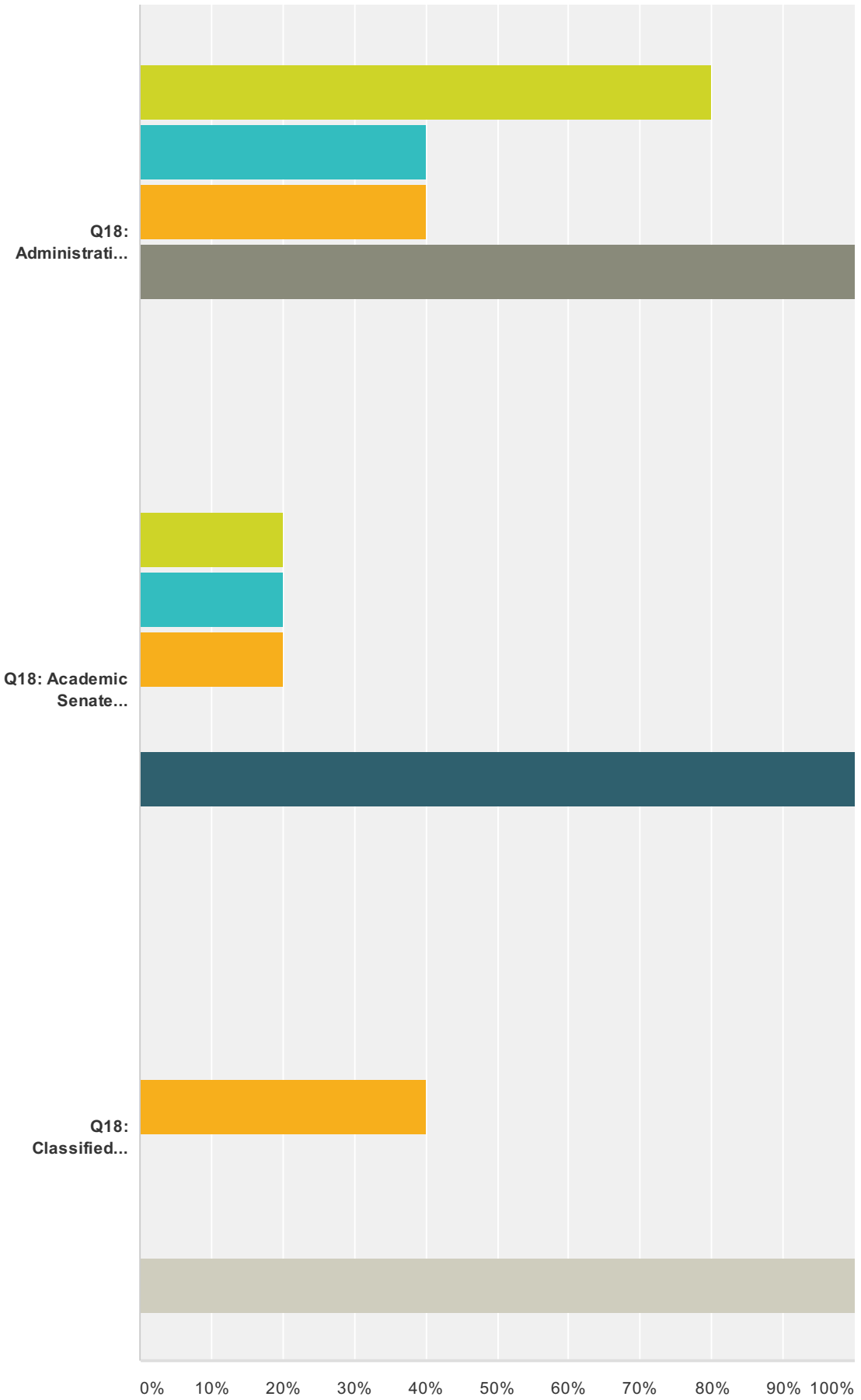
Q18: Administrative Planning Committee	0.00%	100.00%	4	4
Q18: Academic Senate Committee	0.00%	100.00%	5	5
Q18: Classified Senate Committee	20.00%	80.00%	4	5
Total Respondents	3	30	33	33

Q18 If you are a committee member, which committee(s) do you serve? (Check all that apply)

Answered: 34 Skipped: 0



Cañada College Participatory Governance Process Survey April 2014



■ Planning and Budgeting Committee ■ Instructional Planning Committee
■ Student Services Planning Committee ■ Administrative Planning Committee

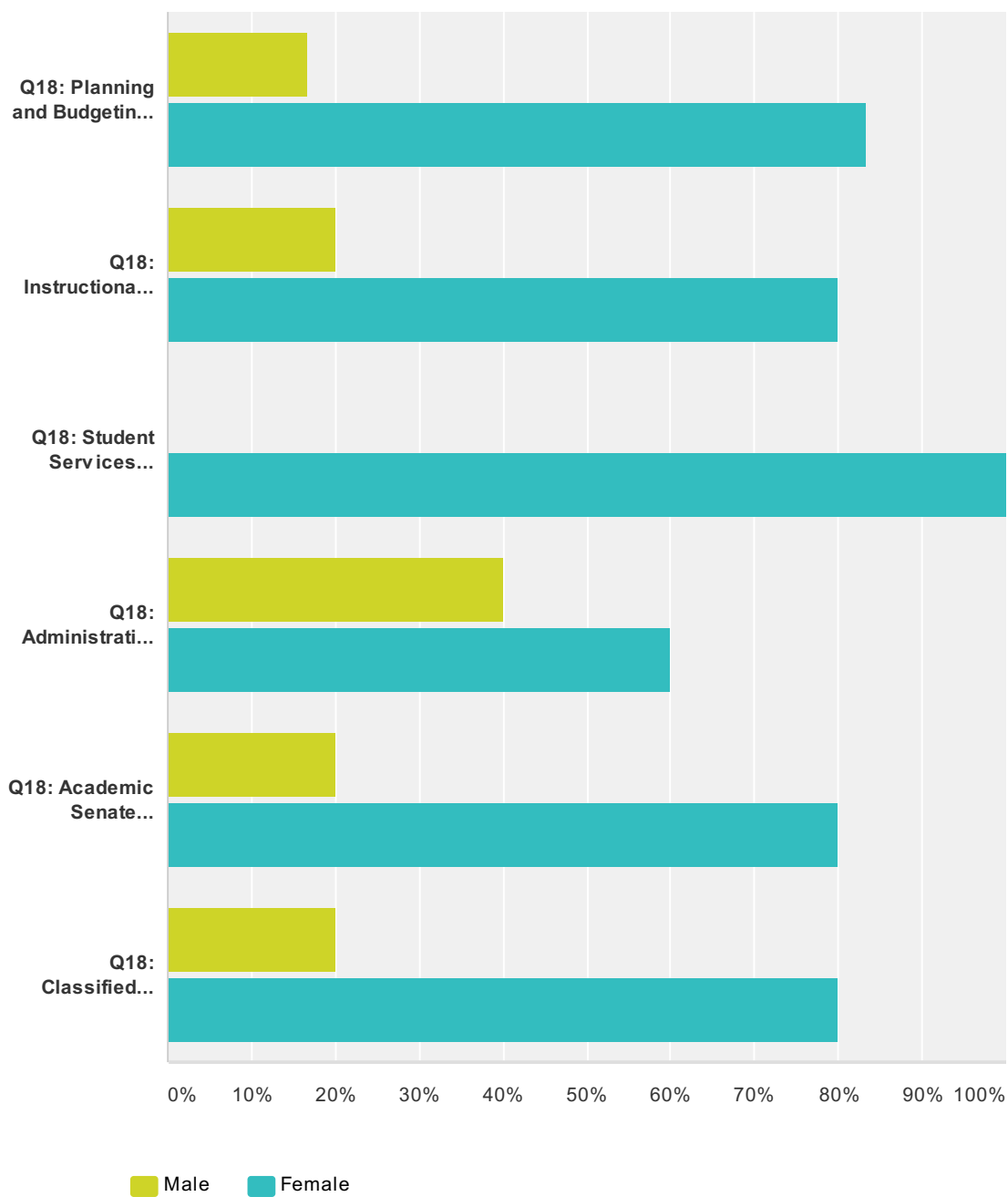
Cañada College Participatory Governance Process Survey April 2014

■ Academic Senate Committee
 ■ Classified Senate Committee

	Planning and Budgeting Committee	Instructional Planning Committee	Student Services Planning Committee	Administrative Planning Committee	Academic Senate Committee	Classified Senate Committee	Total
Q18: Planning and Budgeting Committee	100.00% 12	25.00% 3	16.67% 2	33.33% 4	8.33% 1	0.00% 0	22
Q18: Instructional Planning Committee	30.00% 3	100.00% 10	20.00% 2	20.00% 2	10.00% 1	0.00% 0	18
Q18: Student Services Planning Committee	16.67% 2	16.67% 2	100.00% 12	16.67% 2	8.33% 1	16.67% 2	21
Q18: Administrative Planning Committee	80.00% 4	40.00% 2	40.00% 2	100.00% 5	0.00% 0	0.00% 0	13
Q18: Academic Senate Committee	20.00% 1	20.00% 1	20.00% 1	0.00% 0	100.00% 5	0.00% 0	8
Q18: Classified Senate Committee	0.00% 0	0.00% 0	40.00% 2	0.00% 0	0.00% 0	100.00% 5	7
Total Respondents	12	10	12	5	5	5	34

Q19 What is your gender?

Answered: 32 Skipped: 2



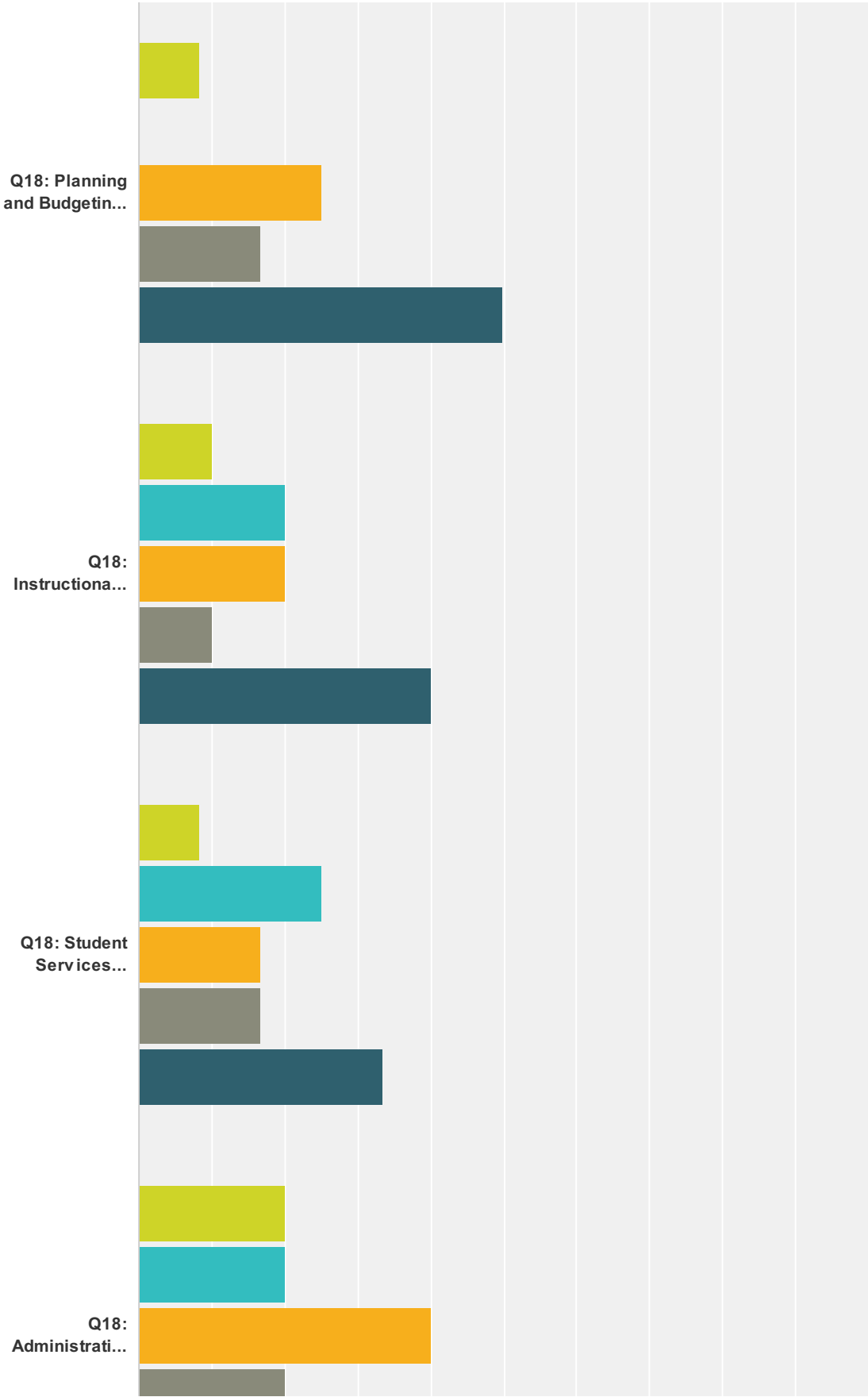
	Male	Female	Total
Q18: Planning and Budgeting Committee	16.67% 2	83.33% 10	12
Q18: Instructional Planning Committee	20.00% 2	80.00% 8	10
Q18: Student Services Planning Committee	0.00% 0	100.00% 10	10
Q18: Administrative Planning Committee	40.00% 2	60.00% 3	5

Cañada College Participatory Governance Process Survey April 2014

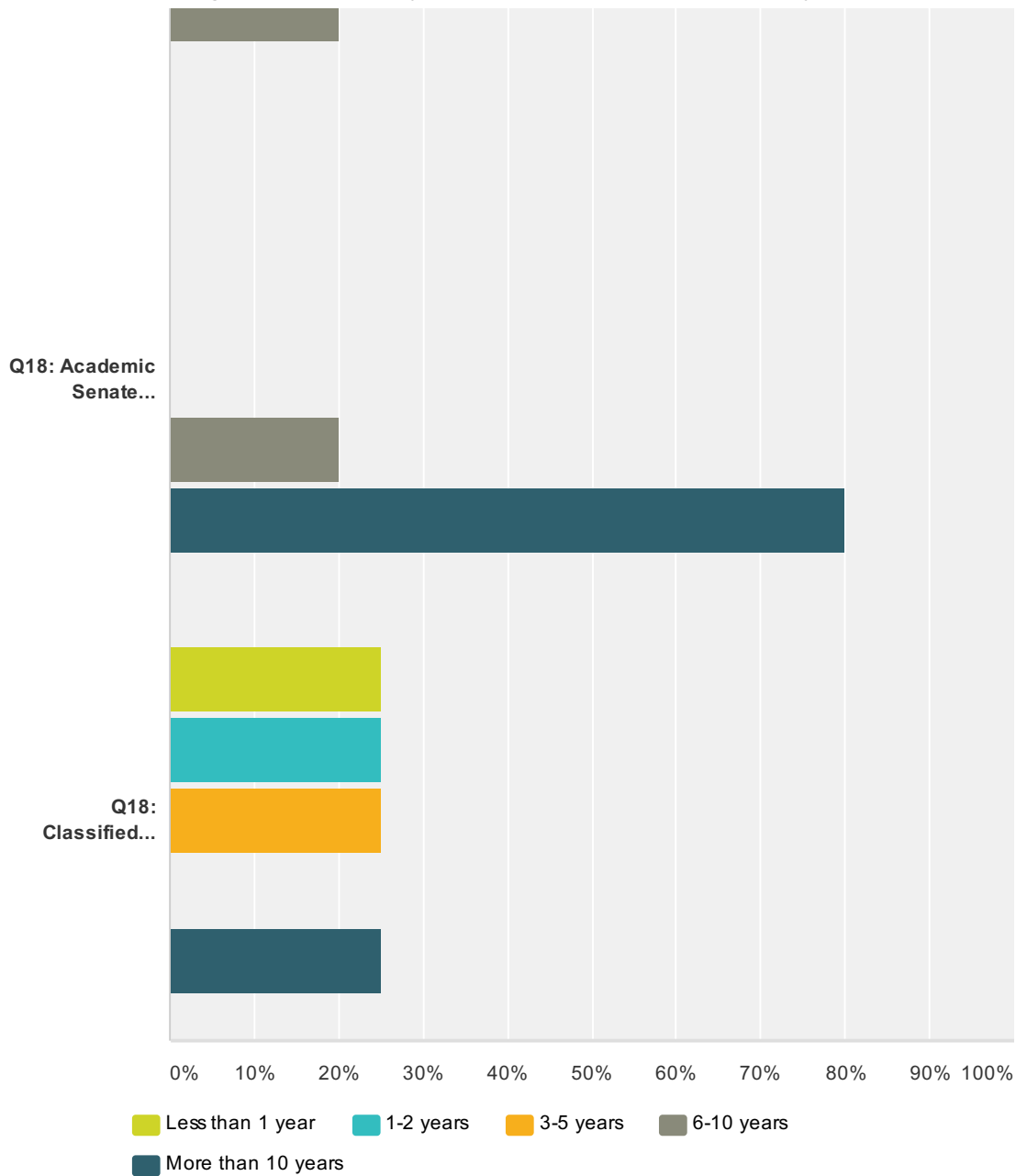
Q18: Academic Senate Committee	20.00% 1	80.00% 4	5
Q18: Classified Senate Committee	20.00% 1	80.00% 4	5
Total Respondents	5	27	32

Q20 How many years have you been at Cañada College?

Answered: 33 Skipped: 1



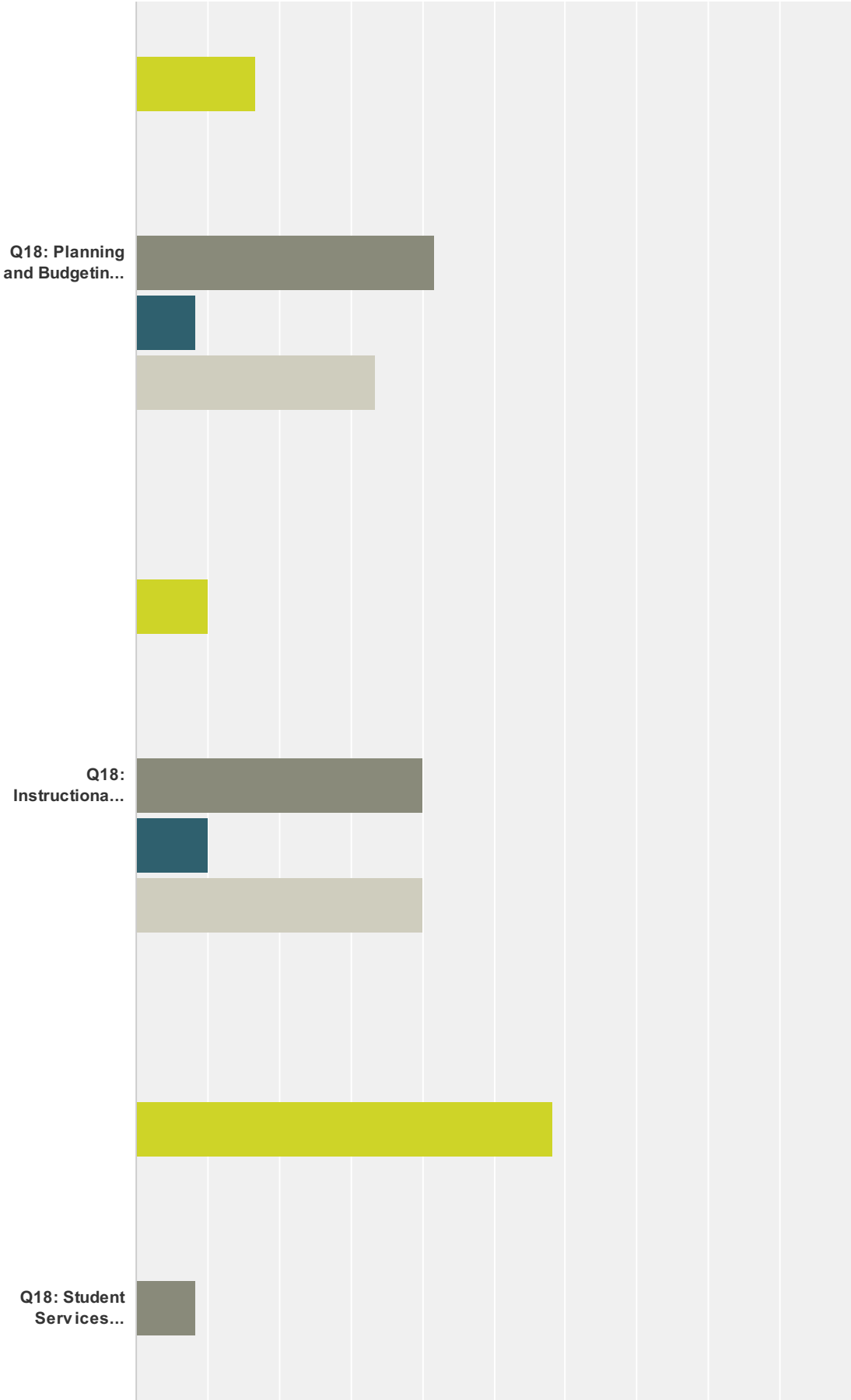
Cañada College Participatory Governance Process Survey April 2014



	Less than 1 year	1-2 years	3-5 years	6-10 years	More than 10 years	Total
Q18: Planning and Budgeting Committee	8.33% 1	0.00% 0	25.00% 3	16.67% 2	50.00% 6	12
Q18: Instructional Planning Committee	10.00% 1	20.00% 2	20.00% 2	10.00% 1	40.00% 4	10
Q18: Student Services Planning Committee	8.33% 1	25.00% 3	16.67% 2	16.67% 2	33.33% 4	12
Q18: Administrative Planning Committee	20.00% 1	20.00% 1	40.00% 2	20.00% 1	0.00% 0	5
Q18: Academic Senate Committee	0.00% 0	0.00% 0	0.00% 0	20.00% 1	80.00% 4	5
Q18: Classified Senate Committee	25.00% 1	25.00% 1	25.00% 1	0.00% 0	25.00% 1	4
Total Respondents	2	5	6	6	14	33

Q21 What is you employment status?

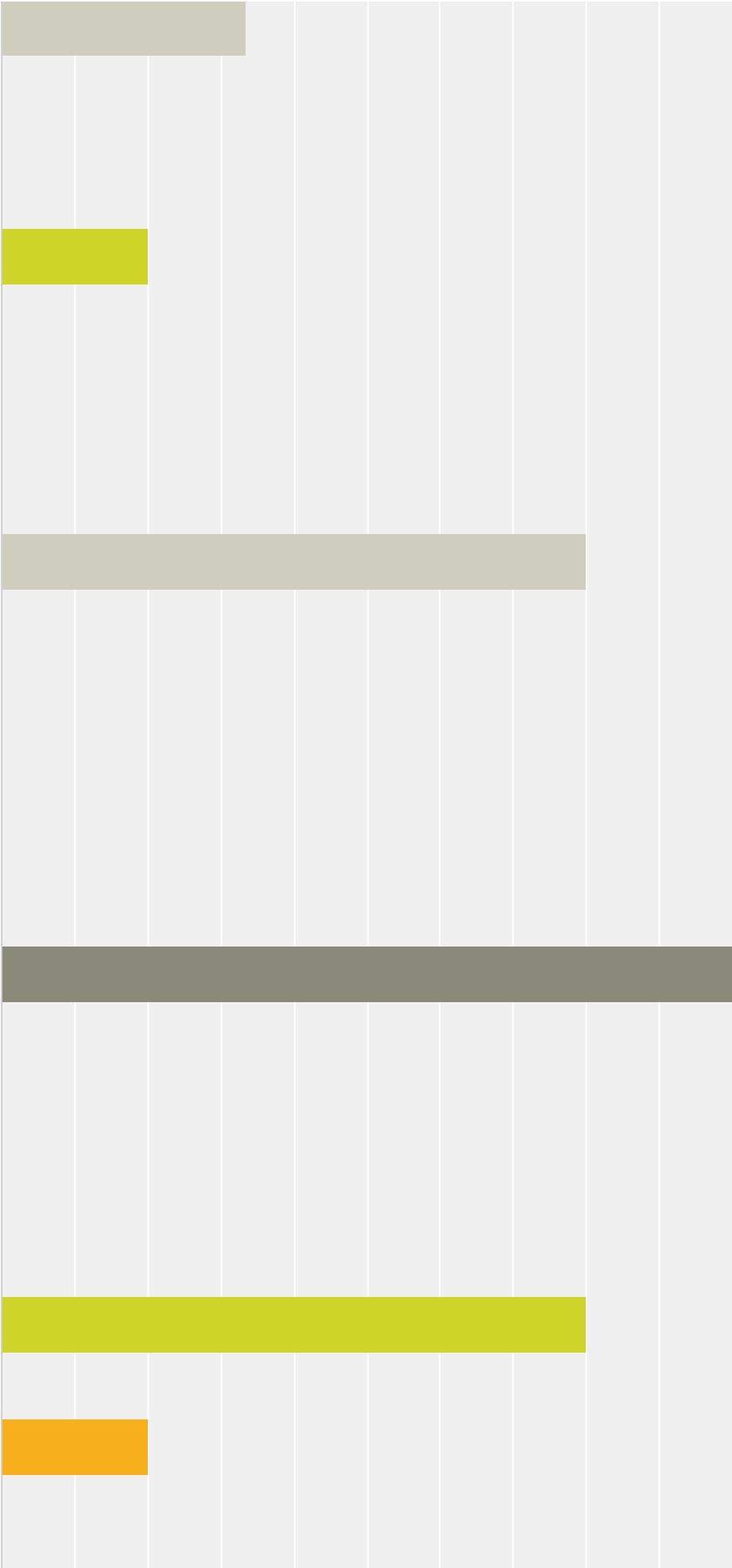
Answered: 34 Skipped: 0




Q18:
Administrati...

Q18: Academic
Senate...

Q18:
Classified...



Cañada College Participatory Governance Process Survey April 2014

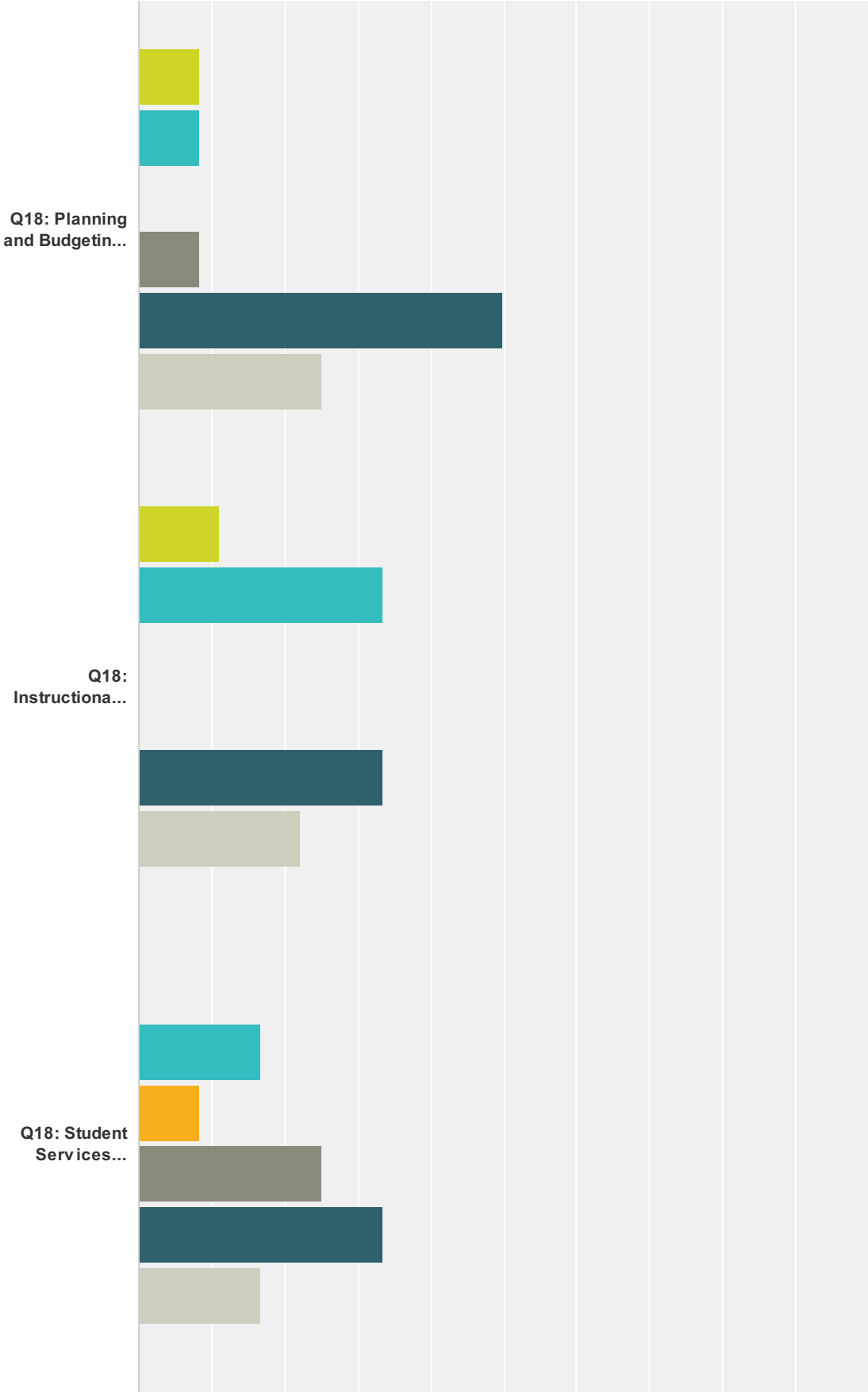


■ Full-time Classified
 ■ Student
 ■ Part-time Classified
 ■ Full-time Faculty
■ Part-time Faculty
 ■ Administrator/Supervisor
 ■ Student

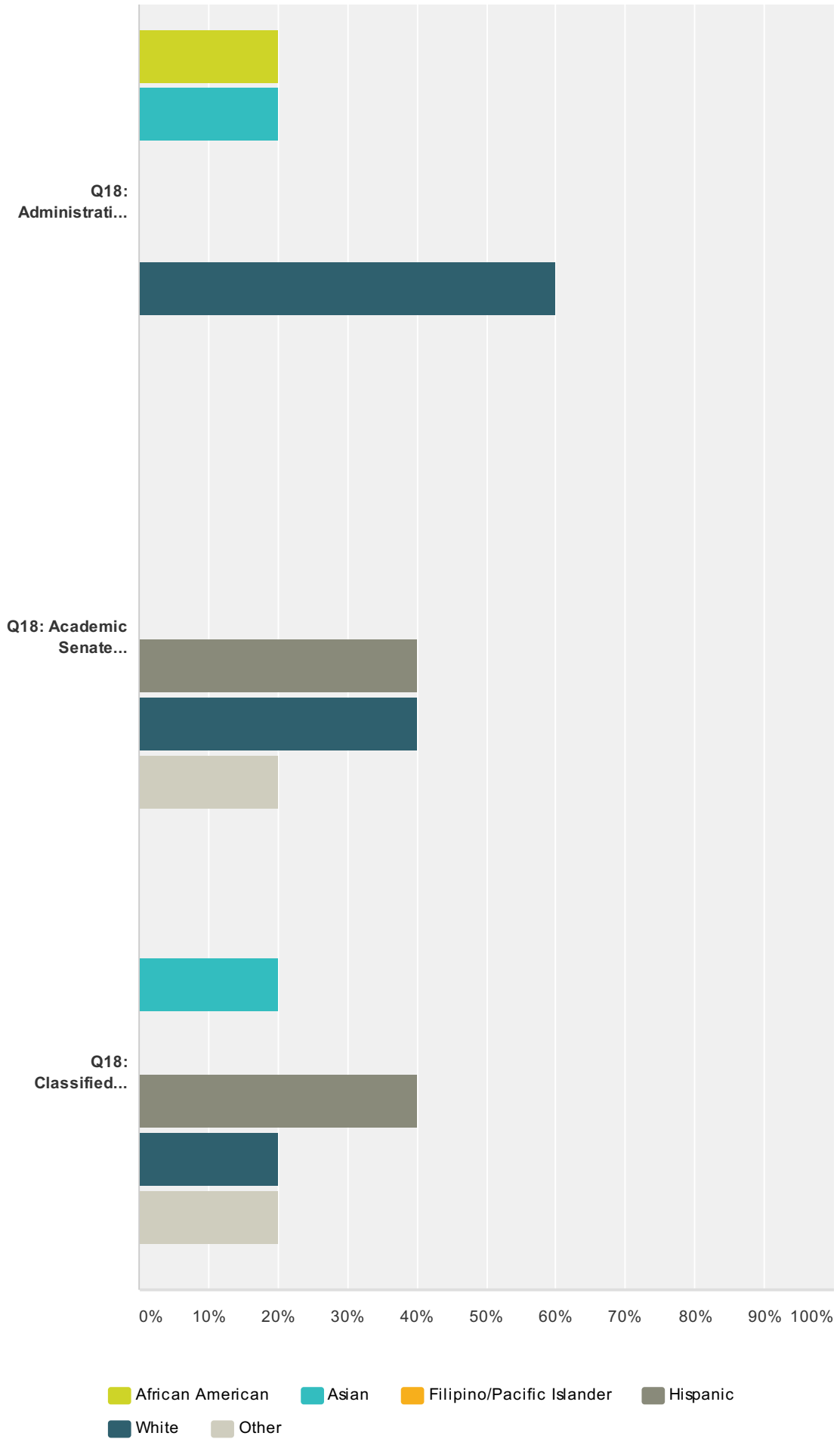
	Full-time Classified	Student	Part-time Classified	Full-time Faculty	Part-time Faculty	Administrator/Supervisor	Student	Total
Q18: Planning and Budgeting Committee	16.67% 2	0.00% 0	0.00% 0	41.67% 5	8.33% 1	33.33% 4	0.00% 0	12
Q18: Instructional Planning Committee	10.00% 1	0.00% 0	0.00% 0	40.00% 4	10.00% 1	40.00% 4	0.00% 0	10
Q18: Student Services Planning Committee	58.33% 7	0.00% 0	0.00% 0	8.33% 1	0.00% 0	33.33% 4	0.00% 0	12
Q18: Administrative Planning Committee	20.00% 1	0.00% 0	0.00% 0	0.00% 0	0.00% 0	80.00% 4	0.00% 0	5
Q18: Academic Senate Committee	0.00% 0	0.00% 0	0.00% 0	100.00% 5	0.00% 0	0.00% 0	0.00% 0	5
Q18: Classified Senate Committee	80.00% 4	0.00% 0	20.00% 1	0.00% 0	0.00% 0	0.00% 0	0.00% 0	5
Total Respondents	12	0	1	11	2	8	0	34

Q22 What ethnic group do you mostly identify with?

Answered: 33 Skipped: 1



Cañada College Participatory Governance Process Survey April 2014



Cañada College Participatory Governance Process Survey April 2014

	African American	Asian	Filipino/Pacific Islander	Hispanic	White	Other	Total
Q18: Planning and Budgeting Committee	8.33% 1	8.33% 1	0.00% 0	8.33% 1	50.00% 6	25.00% 3	12
Q18: Instructional Planning Committee	11.11% 1	33.33% 3	0.00% 0	0.00% 0	33.33% 3	22.22% 2	9
Q18: Student Services Planning Committee	0.00% 0	16.67% 2	8.33% 1	25.00% 3	33.33% 4	16.67% 2	12
Q18: Administrative Planning Committee	20.00% 1	20.00% 1	0.00% 0	0.00% 0	60.00% 3	0.00% 0	5
Q18: Academic Senate Committee	0.00% 0	0.00% 0	0.00% 0	40.00% 2	40.00% 2	20.00% 1	5
Q18: Classified Senate Committee	0.00% 0	20.00% 1	0.00% 0	40.00% 2	20.00% 1	20.00% 1	5
Total Respondents	1	4	1	7	14	6	33